


Student Name: _____

Task Performance Date(s): _____

<p>MAT-201 Picture-to-Object</p> 	<p>Skilled Displayed Independently</p>	<p>Skill Displayed Consistently with Verbal or Visual Prompts</p>	<p>Skill Displayed Consistently with physical guidance</p>	<p>Skill Displayed Inconsistently with Verbal or Visual Prompts</p>	<p>Skill Displayed Inconsistently with physical guidance</p>	<p>Skill Not Displayed despite prompts and guidance</p>
Distinguishes the three task components from each other						
Uses pincer grasp to grip objects						
Uses palmer grasp to grip objects						
Differentiates item characteristics to identify object by name						
Matches object to lid label using colored picture						
Matches object to lid label using black and white outline						
Matches object to lid label using word only						
Manipulates objects to place them in appropriate boxes						
Uses appropriate palm strength and hand-eye coordination to place lids on boxes						
Uses both hands simultaneously to complete the task						
Uses sensory input to maintain appropriate proprioceptive feedback						
Self checks personal progress during task						
Grips and releases components intentionally						

Student Work Habits - Check the appropriate description


During the task the student:

- Was eager and worked hard to complete the task
- Was willing to attempt the task but needed verbal cues
- Was willing to attempt the task but needed physical guidance
- Was uncooperative or unwilling to attempt the task

Anecdotal Notes:

Student Name: _____

Task Performance Date(s): _____

MAT-212 Animal Block Pairs 	Skilled Displayed Independently	Skill Displayed Consistently with Verbal or Visual Prompts	Skill Displayed Consistently with physical guidance	Skill Displayed Inconsistently with Verbal or Visual Prompts	Skill Displayed Inconsistently with physical guidance	Skill Not Displayed despite prompts and guidance
Distinguishes the task components from each other						
Distinguishes between different pictures on pieces						
Uses picture as an indicator when choosing piece placement						
Grips and releases components intentionally						
Transfers items to new locations						
Uses sensory input to maintain appropriate proprioceptive feedback						
Self checks personal progress during the task						

Student Work Habits - Check the appropriate description


During the task the student:

- Was eager and worked hard to complete the task
- Was willing to attempt the task but needed verbal cues
- Was willing to attempt the task but needed physical guidance
- Was uncooperative or unwilling to attempt the task

Anecdotal Notes:

Student Name: _____

Task Performance Date(s): _____

<p>MAT-204 Padlocks and Keys</p> 	<p>Skilled Displayed Independently</p>	<p>Skill Displayed Consistently with Verbal or Visual Prompts</p>	<p>Skill Displayed Consistently with physical guidance</p>	<p>Skill Displayed Inconsistently with Verbal or Visual Prompts</p>	<p>Skill Displayed Inconsistently with physical guidance</p>	<p>Skill Not Displayed despite prompts and guidance</p>
Distinguishes the two task components from each other						
Recognizes differences in padlocks and keys						
Uses hand-eye coordination and finger dexterity to insert keys into locks						
Uses wrist movement to turn keys to attempt to unlock locks						
Recognizes when a key does not fit a lock						
Grips and releases components intentionally						
Uses both hands simultaneously to assemble the task						
Uses hand strength to transfer locks to new locations						
Uses sensory input to maintain appropriate proprioceptive feedback						
Self checks personal progress during task						

Student Work Habits - Check the appropriate description


During the task the student:

- Was eager and worked hard to complete the task
- Was willing to attempt the task but needed verbal cues
- Was willing to attempt the task but needed physical guidance
- Was uncooperative or unwilling to attempt the task

Anecdotal Notes:

Student Name: _____

Task Performance Date(s): _____

<p>MAT-208 Key Tag Holder</p> 	<p>Skilled Displayed Independently</p>	<p>Skill Displayed Consistently with Verbal or Visual Prompts</p>	<p>Skill Displayed Consistently with physical guidance</p>	<p>Skill Displayed Inconsistently with Verbal or Visual Prompts</p>	<p>Skill Displayed Inconsistently with physical guidance</p>	<p>Skill Not Displayed despite prompts and guidance</p>
Distinguishes the two task components from each other						
Recognizes common attributes-specifically picture icons-to group items into pairs						
Uses hand-eye coordination and finger dexterity to slide key tag into matching slot						
Grips and releases components intentionally						
Uses both hands simultaneously to assemble the task						
Transfers items to new locations						
Uses sensory input to maintain appropriate proprioceptive feedback						
Self checks personal progress during packaging task						

Student Work Habits - Check the appropriate description


During the task the student:

- Was eager and worked hard to complete the task
- Was willing to attempt the task but needed verbal cues
- Was willing to attempt the task but needed physical guidance
- Was uncooperative or unwilling to attempt the task

Anecdotal Notes:

Student Name: _____

Task Performance Date(s): _____

<p>MAT-209 Bears and Buckets</p> 	<p>Skilled Displayed Independently</p>	<p>Skill Displayed Consistently with Verbal or Visual Prompts</p>	<p>Skill Displayed Consistently with physical guidance</p>	<p>Skill Displayed Inconsistently with Verbal or Visual Prompts</p>	<p>Skill Displayed Inconsistently with physical guidance</p>	<p>Skill Not Displayed despite prompts and guidance</p>
Distinguishes the three task components from each other						
Recognizes the buckets represent the boxes on the pattern						
Identifies bear colors by their name						
Uses color clues on pattern to match bears to pattern						
Uses color words on pattern to match bears to pattern						
Uses finger dexterity when placing bears into small containers						
Grips and releases components intentionally						
Uses both hands simultaneously to assemble the task						
Transfers items to new locations						
Uses sensory input to maintain appropriate proprioceptive feedback						
Self checks personal progress during task						


Student Work Habits - Check the appropriate description
During the task the student:

- Was eager and worked hard to complete the task
- Was willing to attempt the task but needed verbal cues
- Was willing to attempt the task but needed physical guidance
- Was uncooperative or unwilling to attempt the task

Anecdotal Notes:

Student Name: _____

Task Performance Date(s): _____

<p>MAT-303 Identical or Similar?</p> 	<p>Skilled Displayed Independently</p>	<p>Skill Displayed Consistently with Verbal or Visual Prompts</p>	<p>Skill Displayed Consistently with physical guidance</p>	<p>Skill Displayed Inconsistently with Verbal or Visual Prompts</p>	<p>Skill Displayed Inconsistently with physical guidance</p>	<p>Skill Not Displayed despite prompts and guidance</p>
Distinguishes the two task components from each other						
Understands the difference between the terms similar and identical						
Groups items according to common attributes						
Pairs items from groups into a similar and identical pair						
Sorts pairs into appropriate box						
Uses finger, thumb, and palm strength when closing a Ziploc bag						
Grips and releases components intentionally						
Uses both hands simultaneously to assemble the task						
Transfers items to new locations						
Uses sensory input to maintain appropriate proprioceptive feedback						
Self checks personal progress during task						

Student Work Habits - Check the appropriate description

During the task the student:

- Was eager and worked hard to complete the task
- Was willing to attempt the task but needed verbal cues
- Was willing to attempt the task but needed physical guidance
- Was uncooperative or unwilling to attempt the task

Anecdotal Notes:

Student Name: _____

Task Performance Date(s): _____

<p style="text-align: center;">MAT-305 Goes Together</p>	<p style="text-align: center;">Skilled Displayed Independently</p>	<p style="text-align: center;">Skill Displayed Consistently with Verbal or Visual Prompts</p>	<p style="text-align: center;">Skill Displayed Consistently with physical guidance</p>	<p style="text-align: center;">Skill Displayed Inconsistently with Verbal or Visual Prompts</p>	<p style="text-align: center;">Skill Displayed Inconsistently with physical guidance</p>	<p style="text-align: center;">Skill Not Displayed despite prompts and guidance</p>
Distinguishes the two task components from each other						
Understands the phrase "goes together"						
Groups items into pairs that "go together"						
Uses finger, thumb, and palm strength when closing a Ziploc bag						
Grips and releases components intentionally						
Uses both hands simultaneously to assemble the task						
Transfers items to new locations						
Uses sensory input to maintain appropriate proprioceptive feedback						
Self checks personal progress during task						

Student Work Habits - Check the appropriate description


During the task the student:

- Was eager and worked hard to complete the task
- Was willing to attempt the task but needed verbal cues
- Was willing to attempt the task but needed physical guidance
- Was uncooperative or unwilling to attempt the task

Anecdotal Notes:

Student Name: _____

Task Performance Date(s): _____

<p>MAT-308 Fraction Disks</p> 	<p>Skilled Displayed Independently</p>	<p>Skill Displayed Consistently with Verbal or Visual Prompts</p>	<p>Skill Displayed Consistently with physical guidance</p>	<p>Skill Displayed Inconsistently with Verbal or Visual Prompts</p>	<p>Skill Displayed Inconsistently with physical guidance</p>	<p>Skill Not Displayed despite prompts and guidance</p>
Distinguishes the three task components from each other						
Recognizes common attributes-specifically color-to group items						
Uses pincer grasp to grip fraction pieces						
Uses palmer grasp to grip fraction pieces						
Uses picture jig to assist in assembling fraction disks						
Uses finger dexterity and hand-eye coordination to place fraction pieces into small compartments						
Grips and releases components intentionally						
Uses both hands simultaneously to assemble the task						
Transfers items to new locations						
Uses sensory input to maintain appropriate proprioceptive feedback						
Self checks personal progress during task						

Student Work Habits - Check the appropriate description


During the task the student:

- Was eager and worked hard to complete the task
- Was willing to attempt the task but needed verbal cues
- Was willing to attempt the task but needed physical guidance
- Was uncooperative or unwilling to attempt the task

Anecdotal Notes:

Student Name: _____

Task Performance Date(s): _____

MAT-309 Fabric Match 	Skilled Displayed Independently	Skill Displayed Consistently with Verbal or Visual Prompts	Skill Displayed Consistently with physical guidance	Skill Displayed Inconsistently with Verbal or Visual Prompts	Skill Displayed Inconsistently with physical guidance	Skill Not Displayed despite prompts and guidance
Distinguishes the two task components from each other						
Recognizes fabric attributes-specifically color/pattern/texture						
Uses fabric descriptions to match fabric samples to correct notebook page						
Uses finger dexterity when placing fabric sample inside a pocket						
Grips and releases components intentionally						
Uses both hands simultaneously to assemble the task						
Transfers items to new locations						
Uses sensory input to maintain appropriate proprioceptive feedback						
Self checks personal progress during task						

Student Work Habits - Check the appropriate description


During the task the student:

- Was eager and worked hard to complete the task
- Was willing to attempt the task but needed verbal cues
- Was willing to attempt the task but needed physical guidance
- Was uncooperative or unwilling to attempt the task

Anecdotal Notes:

Student Name: _____

Task Performance Date(s): _____

	Skilled Displayed Independently	Skill Displayed Consistently with Verbal or Visual Prompts	Skill Displayed Consistently with physical guidance	Skill Displayed Inconsistently with Verbal or Visual Prompts	Skill Displayed Inconsistently with physical guidance	Skill Not Displayed despite prompts and guidance
Distinguishes the two task components from each other						
Recognizes shape attributes-specifically faces/vertices/edges						
Identifies 3D shapes by their name						
Uses print concepts to read the container labels						
Uses finger dexterity when placing 3D shapes into small containers						
Grips and releases components intentionally						
Uses both hands simultaneously to assemble the task						
Transfers items to new locations						
Uses sensory input to maintain appropriate proprioceptive feedback						
Self checks personal progress during task						

Student Work Habits - Check the appropriate description

During the task the student:

- Was eager and worked hard to complete the task
- Was willing to attempt the task but needed verbal cues
- Was willing to attempt the task but needed physical guidance
- Was uncooperative or unwilling to attempt the task

Anecdotal Notes:
