


Student Name: _____

Task Performance Date(s): _____

<p>JTT-101 File Box</p> 	<p>Skilled Displayed Independently</p>	<p>Skill Displayed Consistently with Verbal or Visual Prompts</p>	<p>Skill Displayed Consistently with physical guidance</p>	<p>Skill Displayed Inconsistently with Verbal or Visual Prompts</p>	<p>Skill Displayed Inconsistently with physical guidance</p>	<p>Skill Not Displayed despite prompts and guidance</p>
Distinguishes the three task components from each other						
Recognizes two different types of cards (name cards and picture cards)						
Names each letter on the A-Z dividers						
Knows the sounds associated with each letter on the A-Z dividers						
Sorts name cards behind the correct divider using the first letter						
Sorts picture cards behind the correct divider using the beginning sound						
Grips and releases components intentionally						
Uses both hands simultaneously to assemble the task						
Transfers items to new locations						
Uses sensory input to maintain appropriate proprioceptive feedback						
Self checks personal progress during task						

Student Work Habits - Check the appropriate description


During the task the student:

- Was eager and worked hard to complete the task
- Was willing to attempt the task but needed verbal cues
- Was willing to attempt the task but needed physical guidance
- Was uncooperative or unwilling to attempt the task

Anecdotal Notes:

Student Name: _____

Task Performance Date(s): _____

JTT-111 Money 	Skilled Displayed Independently	Skill Displayed Consistently with Verbal or Visual Prompts	Skill Displayed Consistently with physical guidance	Skill Displayed Inconsistently with Verbal or Visual Prompts	Skill Displayed Inconsistently with physical guidance	Skill Not Displayed despite prompts and guidance
Distinguishes the task components from each other						
Identifies coins by their name						
Identifies paper money by denomination						
Uses print concepts to sort coins and paper money by denomination to match amount on each card						
Counts 1-10 using one-to-one correspondence						
Uses pincer grasp to grip coins						
Uses palmer grasp to grip coins						
Uses hand strength to close bag						
Grips and releases components intentionally						
Uses both hands simultaneously to sort the task						
Transfers items to new locations						
Uses sensory input to maintain appropriate proprioceptive feedback						
Self checks personal progress during task						

Student Work Habits - Check the appropriate description


During the task the student:

- Was eager and worked hard to complete the task
- Was willing to attempt the task but needed verbal cues
- Was willing to attempt the task but needed physical guidance
- Was uncooperative or unwilling to attempt the task

Anecdotal Notes:

Student Name: _____

Task Performance Date(s): _____

JTT-111 Money 	Skilled Displayed Independently	Skill Displayed Consistently with Verbal or Visual Prompts	Skill Displayed Consistently with physical guidance	Skill Displayed Inconsistently with Verbal or Visual Prompts	Skill Displayed Inconsistently with physical guidance	Skill Not Displayed despite prompts and guidance
Distinguishes the task components from each other						
Identifies coins by their name						
Identifies paper money by denomination						
Recognizes common attributes to sort items						
Uses hand strength to open bag						
Grips and releases components intentionally						
Uses both hands simultaneously to sort the task						
Transfers items to new locations						
Uses sensory input to maintain appropriate proprioceptive feedback						
Self checks personal progress during task						

Student Work Habits - Check the appropriate description


During the task the student:

- Was eager and worked hard to complete the task
- Was willing to attempt the task but needed verbal cues
- Was willing to attempt the task but needed physical guidance
- Was uncooperative or unwilling to attempt the task

Anecdotal Notes:

Student Name: _____

Task Performance Date(s): _____

<p>JTT-104 Wrap Gift Boxes</p> 	<p>Skilled Displayed Independently</p>	<p>Skill Displayed Consistently with Verbal or Visual Prompts</p>	<p>Skill Displayed Consistently with physical guidance</p>	<p>Skill Displayed Inconsistently with Verbal or Visual Prompts</p>	<p>Skill Displayed Inconsistently with physical guidance</p>	<p>Skill Not Displayed despite prompts and guidance</p>
Distinguishes the four task components from each other						
Recognizes matching colors of gift, bow, and band despite shade difference.						
Grips and releases components intentionally						
Uses appropriate palm strength when closing a box and placing a bow						
Uses hand strength to stretch a rubber band around a box.						
Uses both hands simultaneously to assemble the task						
Transfers items to new locations						
Uses sensory input to maintain appropriate proprioceptive feedback						
Self checks personal progress during task						

Student Work Habits - Check the appropriate description

During the task the student:


- Was eager and worked hard to complete the task
- Was willing to attempt the task but needed verbal cues
- Was willing to attempt the task but needed physical guidance
- Was uncooperative or unwilling to attempt the task

Anecdotal Notes:

Student Name: _____

Task Performance Date(s): _____

Secondary Rubric

<p>JTT-104 Wrap Gift Boxes</p> 	<p>Skilled Displayed Independently</p>	<p>Skill Displayed Consistently with Verbal or Visual Prompts</p>	<p>Skill Displayed Consistently with physical guidance</p>	<p>Skill Displayed Inconsistently with Verbal or Visual Prompts</p>	<p>Skill Displayed Inconsistently with physical guidance</p>	<p>Skill Not Displayed despite prompts and guidance</p>
Distinguishes the four task components from each other						
Identifies colors by name.						
Uses hand strength to stretch a rubber band to remove it from a box.						
Uses appropriate palm strength when opening a box and removing a bow						
Recognizes common attributes to sort items						
Uses both hands simultaneously to disassemble the task						
Grips and releases components intentionally						
Transfers items to new locations						
Uses sensory input to maintain appropriate proprioceptive feedback						
Self checks personal progress during task						

Student Work Habits - Check the appropriate description


During the task the student:

- Was eager and worked hard to complete the task
- Was willing to attempt the task but needed verbal cues
- Was willing to attempt the task but needed physical guidance
- Was uncooperative or unwilling to attempt the task

Anecdotal Notes:

Student Name: _____

Task Performance Date(s): _____

<p>JTT-106 Greeting Cards</p> 	<p>Skilled Displayed Independently</p>	<p>Skill Displayed Consistently with Verbal or Visual Prompts</p>	<p>Skill Displayed Consistently with physical guidance</p>	<p>Skill Displayed Inconsistently with Verbal or Visual Prompts</p>	<p>Skill Displayed Inconsistently with physical guidance</p>	<p>Skill Not Displayed despite prompts and guidance</p>
Distinguishes the four task components from each other						
Recognizes the different cards types						
Recognizes different card sizes						
Sorts card by appropriate attribute (size or type)						
Use dexterity of fingers, strength of palms and wrist movement to place box lid						
Grips and releases components intentionally						
Uses both hands simultaneously to assemble the task						
Transfers items to new locations						
Uses sensory input to maintain appropriate proprioceptive feedback						
Self checks personal progress during packaging task						

Student Work Habits - Check the appropriate description


During the task the student:

- Was eager and worked hard to complete the task
- Was willing to attempt the task but needed verbal cues
- Was willing to attempt the task but needed physical guidance
- Was uncooperative or unwilling to attempt the task

Anecdotal Notes:

Student Name: _____

Task Performance Date(s): _____

<p>JTT-107 Flower Arrangements</p> 	<p>Skilled Displayed Independently</p>	<p>Skill Displayed Consistently with Verbal or Visual Prompts</p>	<p>Skill Displayed Consistently with physical guidance</p>	<p>Skill Displayed Inconsistently with Verbal or Visual Prompts</p>	<p>Skill Displayed Inconsistently with physical guidance</p>	<p>Skill Not Displayed despite prompts and guidance</p>
Distinguishes the three task components from each other						
Recognizes the flowers by color						
Uses finger dexterity to thread small flower stems into pots on the wood base						
Recognizes color words to fill orders from order cards						
Recognizes numbers to fill orders on order cards						
Uses one-to-one correspondence when counting items						
Grips and releases components intentionally						
Uses both hands simultaneously to assemble the task						
Transfers items to new locations						
Uses sensory input to maintain appropriate proprioceptive feedback						
Self checks personal progress during packaging task						

Student Work Habits - Check the appropriate description

During the task the student:


- Was eager and worked hard to complete the task
- Was willing to attempt the task but needed verbal cues
- Was willing to attempt the task but needed physical guidance
- Was uncooperative or unwilling to attempt the task

Anecdotal Notes:

Student Name: _____

Secondary Rubric

Task Performance Date(s): _____

JTT-107 Flower Arrangements 	Skilled Displayed Independently	Skill Displayed Consistently with Verbal or Visual Prompts	Skill Displayed Consistently with physical guidance	Skill Displayed Inconsistently with Verbal or Visual Prompts	Skill Displayed Inconsistently with physical guidance	Skill Not Displayed despite prompts and guidance
Distinguishes the three task components from each other						
Identifies the flowers by color						
Uses finger dexterity to remove the small flower stems from pots on the wood base						
Recognizes common attributes to sort items						
Grips and releases components intentionally						
Uses both hands simultaneously to disassemble the task						
Transfers items to new locations						
Uses sensory input to maintain appropriate proprioceptive feedback						
Self checks personal progress during task						

Student Work Habits - Check the appropriate description


During the task the student:

- Was eager and worked hard to complete the task
- Was willing to attempt the task but needed verbal cues
- Was willing to attempt the task but needed physical guidance
- Was uncooperative or unwilling to attempt the task

Anecdotal Notes:

Student Name: _____

Task Performance Date(s): _____

<p style="text-align: center;">JTT-109 Price Items</p> 	<p style="text-align: center;">Skilled Displayed Independently</p>	<p style="text-align: center;">Skill Displayed Consistently with Verbal or Visual Prompts</p>	<p style="text-align: center;">Skill Displayed Consistently with physical guidance</p>	<p style="text-align: center;">Skill Displayed Inconsistently with Verbal or Visual Prompts</p>	<p style="text-align: center;">Skill Displayed Inconsistently with physical guidance</p>	<p style="text-align: center;">Skill Not Displayed despite prompts and guidance</p>
Distinguishes the three task components from each other						
Uses prices sheet to identify matching item to price						
Recognizes numbers to match prices on price sheet						
Matches monetary amounts from price sheet to price tags						
Uses appropriate palm strength when placing price tag						
Grips and releases components intentionally						
Uses both hands simultaneously to assemble the task						
Transfers items to new locations						
Uses sensory input to maintain appropriate proprioceptive feedback						
Self checks personal progress during task						

Student Work Habits - Check the appropriate description

During the task the student:


- Was eager and worked hard to complete the task
- Was willing to attempt the task but needed verbal cues
- Was willing to attempt the task but needed physical guidance
- Was uncooperative or unwilling to attempt the task

Anecdotal Notes:

Student Name: _____

Secondary Rubric

Task Performance Date(s): _____

<p style="text-align: center;">JTT-109 Price Items</p> 	Skilled Displayed Independently	Skill Displayed Consistently with Verbal or Visual Prompts	Skill Displayed Consistently with physical guidance	Skill Displayed Inconsistently with Verbal or Visual Prompts	Skill Displayed Inconsistently with physical guidance	Skill Not Displayed despite prompts and guidance
Distinguishes the three task components from each other						
Uses appropriate palm strength when removing price tag						
Recognizes common attributes to sort items						
Grips and releases components intentionally						
Uses both hands simultaneously to disassemble the task						
Transfers items to new locations						
Uses sensory input to maintain appropriate proprioceptive feedback						
Self checks personal progress during task						

Student Work Habits - Check the appropriate description


During the task the student:

- Was eager and worked hard to complete the task
- Was willing to attempt the task but needed verbal cues
- Was willing to attempt the task but needed physical guidance
- Was uncooperative or unwilling to attempt the task

Anecdotal Notes:

Student Name: _____

Task Performance Date(s): _____

<p style="text-align: center;">JTT-203 Shirts</p> 	<p style="text-align: center;">Skilled Displayed Independently</p>	<p style="text-align: center;">Skill Displayed Consistently with Verbal or Visual Prompts</p>	<p style="text-align: center;">Skill Displayed Consistently with physical guidance</p>	<p style="text-align: center;">Skill Displayed Inconsistently with Verbal or Visual Prompts</p>	<p style="text-align: center;">Skill Displayed Inconsistently with physical guidance</p>	<p style="text-align: center;">Skill Not Displayed despite prompts and guidance</p>
Distinguishes the four task components from each other						
Uses the Folding Jig to follow directions in a sequential order						
Uses dexterity of fingers and wrist movement when folding shirts						
Retains folding sequence from one attempt to another						
Used hand strength and coordination when closing the box						
Grips and releases components intentionally						
Uses both hands simultaneously to assemble the task						
Transfers items to new locations						
Uses sensory input to maintain appropriate proprioceptive feedback						
Self checks personal progress during task						

Student Work Habits - Check the appropriate description


During the task the student:

- Was eager and worked hard to complete the task
- Was willing to attempt the task but needed verbal cues
- Was willing to attempt the task but needed physical guidance
- Was uncooperative or unwilling to attempt the task

Anecdotal Notes:

Student Name: _____

Task Performance Date(s): _____

<p>JTT-205 Fill Orders</p> 	<p>Skilled Displayed Independently</p>	<p>Skill Displayed Consistently with Verbal or Visual Prompts</p>	<p>Skill Displayed Consistently with physical guidance</p>	<p>Skill Displayed Inconsistently with Verbal or Visual Prompts</p>	<p>Skill Displayed Inconsistently with physical guidance</p>	<p>Skill Not Displayed despite prompts and guidance</p>
Distinguishes the task components from each other						
Recognizes the pasta types by name						
Recognizes the office supplies by name						
Recognizes words to fill orders from order cards						
Recognizes numbers to fill orders on order cards						
Uses one-to-one correspondence when counting items						
Grips and releases components intentionally						
Uses both hands simultaneously to assemble the task						
Transfers items to new locations						
Uses sensory input to maintain appropriate proprioceptive feedback						
Self checks personal progress during task						

Student Work Habits - Check the appropriate description


During the task the student:

- Was eager and worked hard to complete the task
- Was willing to attempt the task but needed verbal cues
- Was willing to attempt the task but needed physical guidance
- Was uncooperative or unwilling to attempt the task

Anecdotal Notes:

Student Name: _____

Task Performance Date(s): _____

<p>JTT-206 Mail Sort</p> 	<p>Skilled Displayed Independently</p>	<p>Skill Displayed Consistently with Verbal or Visual Prompts</p>	<p>Skill Displayed Consistently with physical guidance</p>	<p>Skill Displayed Inconsistently with Verbal or Visual Prompts</p>	<p>Skill Displayed Inconsistently with physical guidance</p>	<p>Skill Not Displayed despite prompts and guidance</p>
Recognizes numbers 0-9 in a zip code						
Recognizes location of zip code on a postcard						
Matches postcard zip code to mail sort zip code						
Transfers items to new locations						
Grips and releases components intentionally						
Uses both hands simultaneously to assemble the task						
Uses sensory input to maintain appropriate proprioceptive feedback						
Self checks personal progress during task						

Student Work Habits - Check the appropriate description


During the task the student:

- Was eager and worked hard to complete the task
- Was willing to attempt the task but needed verbal cues
- Was willing to attempt the task but needed physical guidance
- Was uncooperative or unwilling to attempt the task

Anecdotal Notes:

Student Name: _____

Task Performance Date(s): _____

<p>JTT-207 Stuff Envelopes</p> 	<p>Skilled Displayed Independently</p>	<p>Skill Displayed Consistently with Verbal or Visual Prompts</p>	<p>Skill Displayed Consistently with physical guidance</p>	<p>Skill Displayed Inconsistently with Verbal or Visual Prompts</p>	<p>Skill Displayed Inconsistently with physical guidance</p>	<p>Skill Not Displayed despite prompts and guidance</p>
Distinguishes the two task components from each other						
Recognizes location of the return address zip code on an envelope						
Locates the senders zip code on the brochure						
Inserts the brochure in the matching envelope						
Transfers items to new locations						
Uses dexterity of fingers and hand strength when closing the container						
Grips and releases components intentionally						
Uses both hands simultaneously to assemble the task						
Uses sensory input to maintain appropriate proprioceptive feedback						
Self checks personal progress during packaging task						

Student Work Habits - Check the appropriate description

During the task the student:

- Was eager and worked hard to complete the task
- Was willing to attempt the task but needed verbal cues
- Was willing to attempt the task but needed physical guidance
- Was uncooperative or unwilling to attempt the task

Anecdotal Notes:

Student Name: _____

Task Performance Date(s): _____

<p>JTT-209 Packing Slips</p> 	<p>Skilled Displayed Independently</p>	<p>Skill Displayed Consistently with Verbal or Visual Prompts</p>	<p>Skill Displayed Consistently with physical guidance</p>	<p>Skill Displayed Inconsistently with Verbal or Visual Prompts</p>	<p>Skill Displayed Inconsistently with physical guidance</p>	<p>Skill Not Displayed despite prompts and guidance</p>
Distinguishes the four task components from each other						
Names the different colors of pom poms						
Recognizes the pom poms colors and order codes on packing list						
Recognizes numbers to check order to packing list						
Uses one-to-one correspondence when counting items						
Discerns that order is "complete" or "not complete" appropriately						
Used hand strength and coordination when opening and closing the box						
Grips and releases components intentionally						
Uses both hands simultaneously to assemble the task						
Transfers items to new locations						
Uses sensory input to maintain appropriate proprioceptive feedback						
Self checks personal progress during task						

Student Work Habits - Check the appropriate description


During the task the student:

- Was eager and worked hard to complete the task
- Was willing to attempt the task but needed verbal cues
- Was willing to attempt the task but needed physical guidance
- Was uncooperative or unwilling to attempt the task

Anecdotal Notes:

Student Name: _____

Task Performance Date(s): _____

<p>JTT-210 Collate Documents</p> 	<p>Skilled Displayed Independently</p>	<p>Skill Displayed Consistently with Verbal or Visual Prompts</p>	<p>Skill Displayed Consistently with physical guidance</p>	<p>Skill Displayed Inconsistently with Verbal or Visual Prompts</p>	<p>Skill Displayed Inconsistently with physical guidance</p>	<p>Skill Not Displayed despite prompts and guidance</p>
Distinguishes the two task components from each other						
Recognizes each document as part of a set						
Sorts documents appropriately according to like attributes						
Sequences documents appropriately						
Uses hand strength to clip sequenced documents together						
Transfers items to new locations						
Grips and releases components intentionally						
Uses both hands simultaneously to assemble the task						
Uses sensory input to maintain appropriate proprioceptive feedback						
Self checks personal progress during task						

Student Work Habits - Check the appropriate description


During the task the student:

- Was eager and worked hard to complete the task
- Was willing to attempt the task but needed verbal cues
- Was willing to attempt the task but needed physical guidance
- Was uncooperative or unwilling to attempt the task

Anecdotal Notes:

Student Name: _____

Task Performance Date(s): _____

<p>JTT-302 Button Packaging</p> 	<p>Skilled Displayed Independently</p>	<p>Skill Displayed Consistently with Verbal or Visual Prompts</p>	<p>Skill Displayed Consistently with physical guidance</p>	<p>Skill Displayed Inconsistently with Verbal or Visual Prompts</p>	<p>Skill Displayed Inconsistently with physical guidance</p>	<p>Skill Not Displayed despite prompts and</p>
Distinguishes the five task components from each other						
Recognizes the different shapes of the buttons by name						
Recognizes the different colors of the buttons by name						
Groups buttons with the same shape and same color						
Groups buttons with the same shape and different color						
Groups buttons with the different shape and same color						
Groups buttons with the different shape and different color						
Uses packaging guide/order card to package buttons with UPC codes						
Uses one-to-one correspondence when counting items						
Uses hand strength to close bag						
Grips and releases components intentionally						
Uses both hands simultaneously to assemble the task						
Self checks personal progress during task						

Student Work Habits - Check the appropriate description


During the task the student:

- Was eager and worked hard to complete the task
- Was willing to attempt the task but needed verbal cues
- Was willing to attempt the task but needed physical guidance
- Was uncooperative or unwilling to attempt the task

Anecdotal Notes:

Student Name: _____

Task Performance Date(s): _____

<p>JTT-303 Stained Glass Art Kits</p> 	<p>Skilled Displayed Independently</p>	<p>Skill Displayed Consistently with Verbal or Visual Prompts</p>	<p>Skill Displayed Consistently with physical guidance</p>	<p>Skill Displayed Inconsistently with Verbal or Visual Prompts</p>	<p>Skill Displayed Inconsistently with physical guidance</p>	<p>Skill Not Displayed despite prompts and guidance</p>
Distinguishes the five task components from each other						
Understands "one of each" concept when packaging multiple items						
Matches correct picture jig to art piece						
Uses dexterity of fingers and hand strength when closing bag						
Grips and releases components intentionally						
Uses both hands simultaneously to assemble the task						
Transfers items to new locations						
Uses sensory input to maintain appropriate proprioceptive feedback						
Self checks personal progress during packaging task						

Student Work Habits - Check the appropriate description

During the task the student:


- Was eager and worked hard to complete the task
- Was willing to attempt the task but needed verbal cues
- Was willing to attempt the task but needed physical guidance
- Was uncooperative or unwilling to attempt the task

Anecdotal Notes:

Student Name: _____

Secondary Rubric

Task Performance Date(s): _____

<p>JTT-303 Stained Glass Art Kits</p> 	<p>Skilled Displayed Independently</p>	<p>Skill Displayed Consistently with Verbal or Visual Prompts</p>	<p>Skill Displayed Consistently with physical guidance</p>	<p>Skill Displayed Inconsistently with Verbal or Visual Prompts</p>	<p>Skill Displayed Inconsistently with physical guidance</p>	<p>Skill Not Displayed despite prompts and guidance</p>
Distinguishes the five task components from each other						
Uses dexterity of fingers and hand strength when opening bag						
Recognizes common attributes to sort items						
Grips and releases components intentionally						
Uses both hands simultaneously to disassemble the task						
Transfers items to new locations						
Uses sensory input to maintain appropriate proprioceptive feedback						
Self checks personal progress during task						

Student Work Habits - Check the appropriate description


During the task the student:

- Was eager and worked hard to complete the task
- Was willing to attempt the task but needed verbal cues
- Was willing to attempt the task but needed physical guidance
- Was uncooperative or unwilling to attempt the task

Anecdotal Notes:

Student Name: _____

Task Performance Date(s): _____

<p>JTT-304 Wallet Assembly</p> 	<p>Skilled Displayed Independently</p>	<p>Skill Displayed Consistently with Verbal or Visual Prompts</p>	<p>Skill Displayed Consistently with physical guidance</p>	<p>Skill Displayed Inconsistently with Verbal or Visual Prompts</p>	<p>Skill Displayed Inconsistently with physical guidance</p>	<p>Skill Not Displayed despite prompts and guidance</p>
Distinguishes the seven task components from each other						
Uses print concepts to sort medical cards, ID cards and information cards into matching sets						
Identifies coins by their name						
Identifies paper money by denomination						
Uses wallet assembly guide to assemble wallets appropriately						
Counts 1-10 using one-to-one correspondence						
Grips and releases components intentionally						
Uses both hands simultaneously to assemble the task						
Transfers items to new locations						
Uses sensory input to maintain appropriate proprioceptive feedback						
Self checks personal progress during task						

Student Work Habits - Check the appropriate description

During the task the student:


- Was eager and worked hard to complete the task
- Was willing to attempt the task but needed verbal cues
- Was willing to attempt the task but needed physical guidance
- Was uncooperative or unwilling to attempt the task

Anecdotal Notes:

Student Name: _____

Secondary Rubric

Task Performance Date(s): _____

<p style="text-align: center;">JTT-304 Wallet Assembly</p> 	Skilled Displayed Independently	Skill Displayed Consistently with Verbal or Visual Prompts	Skill Displayed Consistently with physical guidance	Skill Displayed Inconsistently with Verbal or Visual Prompts	Skill Displayed Inconsistently with physical guidance	Skill Not Displayed despite prompts and guidance
Distinguishes the seven task components from each other						
Identifies coins by their name						
Identifies paper money by denomination						
Recognizes common attributes to sort items						
Uses print concepts to sort medical cards, ID cards and information cards						
Grips and releases components intentionally						
Uses both hands simultaneously to disassemble the task						
Transfers items to new locations						
Uses sensory input to maintain appropriate proprioceptive feedback						
Self checks personal progress during task						

Student Work Habits - Check the appropriate description


During the task the student:

- Was eager and worked hard to complete the task
- Was willing to attempt the task but needed verbal cues
- Was willing to attempt the task but needed physical guidance
- Was uncooperative or unwilling to attempt the task

Anecdotal Notes:

Student Name: _____

Task Performance Date(s): _____

<p>JTT-305 Coupon Organizer</p> 	<p>Skilled Displayed Independently</p>	<p>Skill Displayed Consistently with Verbal or Visual Prompts</p>	<p>Skill Displayed Consistently with physical guidance</p>	<p>Skill Displayed Inconsistently with Verbal or Visual Prompts</p>	<p>Skill Displayed Inconsistently with physical guidance</p>	<p>Skill Not Displayed despite prompts and guidance</p>
Distinguishes the four task components from each other						
Recognizes different food/product sections of the coupon organizer						
Uses print concepts match coupons to shopping list						
Locates correct section of the coupon organizer when looking for a coupon						
Uses dexterity of fingers and hand strength when closing bag						
Grips and releases components intentionally						
Uses both hands simultaneously to assemble the task						
Transfers items to new locations						
Uses sensory input to maintain appropriate proprioceptive feedback						
Self checks personal progress during task						

Student Work Habits - Check the appropriate description


During the task the student:

- Was eager and worked hard to complete the task
- Was willing to attempt the task but needed verbal cues
- Was willing to attempt the task but needed physical guidance
- Was uncooperative or unwilling to attempt the task

Anecdotal Notes:

Student Name: _____

Task Performance Date(s): _____

JTT-309 Animal Beads 	Skilled Displayed Independently	Skill Displayed Consistently with Verbal or Visual Prompts	Skill Displayed Consistently with physical guidance	Skill Displayed Inconsistently with Verbal or Visual Prompts	Skill Displayed Inconsistently with physical guidance	Skill Not Displayed despite prompts and guidance
Distinguishes the two task components from each other						
Recognizes and identifies animal beads by name						
Recognizes and identifies beads by their color name						
Uses dexterity of fingers to place beads into small compartments						
Sorts beads by color						
Sorts beads by animal shape						
Uses Packaging jig to place beads in the appropriate compartments						
Uses appropriate hand strength when closing cases						
Grips and releases components intentionally						
Uses both hands simultaneously to assemble the task						
Transfers items to new locations						
Uses sensory input to maintain appropriate proprioceptive feedback						
Self checks personal progress during packaging task						

Student Work Habits - Check the appropriate description


During the task the student:

- Was eager and worked hard to complete the task
- Was willing to attempt the task but needed verbal cues
- Was willing to attempt the task but needed physical guidance
- Was uncooperative or unwilling to attempt the task

Anecdotal Notes:

Student Name: _____

Task Performance Date(s): _____

JTT-306 Measure and Pack Plastic Pipe 	Skilled Displayed Independently	Skill Displayed Consistently with Verbal or Visual Prompts	Skill Displayed Consistently with physical guidance	Skill Displayed Inconsistently with Verbal or Visual Prompts	Skill Displayed Inconsistently with physical guidance	Skill Not Displayed despite prompts and guidance
Distinguishes the four task components from each other						
Recognizes pipes are different lengths						
Uses ruler to measure pipes to the nearest inch						
Sorts pipes according to their length						
Uses order card to select appropriate pipe lengths						
Uses dexterity of fingers and hand strength when closing bag						
Grips and releases components intentionally						
Uses both hands simultaneously to assemble the task						
Transfers items to new locations						
Uses sensory input to maintain appropriate proprioceptive feedback						
Self checks personal progress during task						

Student Work Habits - Check the appropriate description

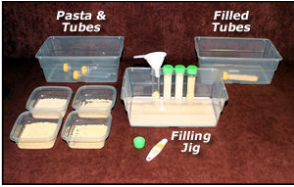
During the task the student:

- Was eager and worked hard to complete the task
- Was willing to attempt the task but needed verbal cues
- Was willing to attempt the task but needed physical guidance
- Was uncooperative or unwilling to attempt the task

Anecdotal Notes:

Student Name: _____

Task Performance Date(s): _____

<p>JTT-307 Pasta Tubes</p> 	<p>Skilled Displayed Independently</p>	<p>Skill Displayed Consistently with Verbal or Visual Prompts</p>	<p>Skill Displayed Consistently with physical guidance</p>	<p>Skill Displayed Inconsistently with Verbal or Visual Prompts</p>	<p>Skill Displayed Inconsistently with physical guidance</p>	<p>Skill Not Displayed despite prompts and guidance</p>
Distinguishes the six task components from each other						
Recognizes four different types of pasta						
Uses tools (cup, spoon, funnel) appropriately to fill pasta tubes						
Recognizes the meaning of "halfway" when filling the pasta tubes						
Uses dexterity of fingers and wrist movement when closing tubes						
Grips and releases components intentionally						
Uses both hands simultaneously to assemble the task						
Transfers items to new locations						
Uses sensory input to maintain appropriate proprioceptive feedback						
Self checks personal progress during task						

Student Work Habits - Check the appropriate description

During the task the student:


- Was eager and worked hard to complete the task
- Was willing to attempt the task but needed verbal cues
- Was willing to attempt the task but needed physical guidance
- Was uncooperative or unwilling to attempt the task

Anecdotal Notes:

Student Name: _____

Secondary Rubric

Task Performance Date(s): _____

<p style="text-align: center;">JTT-307 Pasta Tubes</p> 	<p style="text-align: center;">Skilled Displayed Independently</p>	<p style="text-align: center;">Skill Displayed Consistently with Verbal or Visual Prompts</p>	<p style="text-align: center;">Skill Displayed Consistently with physical guidance</p>	<p style="text-align: center;">Skill Displayed Inconsistently with Verbal or Visual Prompts</p>	<p style="text-align: center;">Skill Displayed Inconsistently with physical guidance</p>	<p style="text-align: center;">Skill Not Displayed despite prompts and guidance</p>
Distinguishes the six task components from each other						
Recognizes four different types of pasta						
Uses dexterity of fingers and wrist movement when opening tubes						
Recognizes common attributes to sort items						
Uses visual perception and fine motor skills to pour pasta from tubes						
Grips and releases components intentionally						
Uses both hands simultaneously to disassemble the task						
Transfers items to new locations						
Uses sensory input to maintain appropriate proprioceptive feedback						
Self checks personal progress during task						

Student Work Habits - Check the appropriate description


During the task the student:

- Was eager and worked hard to complete the task
- Was willing to attempt the task but needed verbal cues
- Was willing to attempt the task but needed physical guidance
- Was uncooperative or unwilling to attempt the task

Anecdotal Notes:

Student Name: _____

Task Performance Date(s): _____

<p>JTT-412 Faucets</p> 	<p>Skilled Displayed Independently</p>	<p>Skill Displayed Consistently with Verbal or Visual Prompts</p>	<p>Skill Displayed Consistently with physical guidance</p>	<p>Skill Displayed Inconsistently with Verbal or Visual Prompts</p>	<p>Skill Displayed Inconsistently with physical guidance</p>	<p>Skill Not Displayed despite prompts and guidance</p>
Distinguishes the two faucets from each other						
Uses pattern card to follow directions to disassemble faucet in a sequential order						
Recognizes component details when disassembling and matching components to the pattern card						
Grips and releases components intentionally						
Uses wrist movement to twist off faucet components						
Uses finger dexterity when removing small components from faucet.						
Uses appropriate palm strength when disassembling the task						
Uses both hands simultaneously to assemble the task						
Uses sensory input to maintain appropriate proprioceptive feedback						
Self checks personal progress during task						

Student Work Habits - Check the appropriate description

During the task the student:


- Was eager and worked hard to complete the task
- Was willing to attempt the task but needed verbal cues
- Was willing to attempt the task but needed physical guidance
- Was uncooperative or unwilling to attempt the task

Anecdotal Notes:

Student Name: _____

Secondary

Task Performance Date(s): _____

<p>JTT-412 Faucets</p> 	<p>Skilled Displayed Independently</p>	<p>Skill Displayed Consistently with Verbal or Visual Prompts</p>	<p>Skill Displayed Consistently with physical guidance</p>	<p>Skill Displayed Inconsistently with Verbal or Visual Prompts</p>	<p>Skill Displayed Inconsistently with physical guidance</p>	<p>Skill Not Displayed despite prompts and guidance</p>
Distinguishes the two faucets from each other						
Uses pattern card to follow directions to assemble faucet in a sequential order						
Recognizes component details when choosing component to assemble next						
Grips and releases components intentionally						
Uses wrist movement to twist on faucet components						
Uses finger dexterity when placing small components on faucet.						
Uses appropriate palm strength when assembling the task						
Uses both hands simultaneously to assemble the task						
Uses sensory input to maintain appropriate proprioceptive feedback						
Self checks personal progress during task						

Student Work Habits - Check the appropriate description


During the task the student:

- Was eager and worked hard to complete the task
- Was willing to attempt the task but needed verbal cues
- Was willing to attempt the task but needed physical guidance
- Was uncooperative or unwilling to attempt the task

Anecdotal Notes:

Student Name: _____

Task Performance Date(s): _____

<p>JTT-410 Inverted Hardware</p> 	<p>Skilled Displayed Independently</p>	<p>Skill Displayed Consistently with Verbal or Visual Prompts</p>	<p>Skill Displayed Consistently with physical guidance</p>	<p>Skill Displayed Inconsistently with Verbal or Visual Prompts</p>	<p>Skill Displayed Inconsistently with physical guidance</p>	<p>Skill Not Displayed despite prompts and guidance</p>
Distinguishes the two task components from each other (nuts and bolts)						
Uses pincer grasp to grip hardware						
Recognizes common attributes- specifically size of bolts						
Recognizes common attributes- specifically size of nuts						
Uses problem solving with common attributes to match correct nut to bolt by size						
Uses dexterity of fingers and wrist movement to place bolt down through hole in wood jig						
Uses dexterity of fingers to place nuts onto bolts						
Uses wrist movement to thread a nut onto a bolt and tighten it						
Uses appropriate palm strength when tightening nut						
Grips and releases components intentionally						
Self checks personal progress during task						

Student Work Habits - Check the appropriate description

During the task the student:


- Was eager and worked hard to complete the task
- Was willing to attempt the task but needed verbal cues
- Was willing to attempt the task but needed physical guidance
- Was uncooperative or unwilling to attempt the task

Anecdotal Notes:

Student Name: _____

Secondary

Task Performance Date(s): _____

JTT-410 Inverted Hardware 	Skilled Displayed Independently	Skill Displayed Consistently with Verbal or Visual Prompts	Skill Displayed Consistently with physical guidance	Skill Displayed Inconsistently with Verbal or Visual Prompts	Skill Displayed Inconsistently with physical guidance	Skill Not Displayed despite prompts and guidance
Distinguishes the two task components from each other (nuts and bolts)						
Uses pincer grasp to grip hardware						
Uses wrist movement to twist off and loosen the nut from the bolt						
Grips and releases components intentionally						
Twists nut in the correct direction to loosen nut						
Recognizes common attributes to sort items						
Uses both hands simultaneously to disassemble the task						
Transfers items to new locations						
Uses sensory input to maintain appropriate proprioceptive feedback						
Self checks personal progress during task						

Student Work Habits - Check the appropriate description


During the task the student:

- Was eager and worked hard to complete the task
- Was willing to attempt the task but needed verbal cues
- Was willing to attempt the task but needed physical guidance
- Was uncooperative or unwilling to attempt the task

Anecdotal Notes:

Student Name: _____

Task Performance Date(s): _____

<p>JTT-411 Complex Electrical Box</p> 	<p>Skilled Displayed Independently</p>	<p>Skill Displayed Consistently with Verbal or Visual Prompts</p>	<p>Skill Displayed Consistently with physical guidance</p>	<p>Skill Displayed Inconsistently with Verbal or Visual Prompts</p>	<p>Skill Displayed Inconsistently with physical guidance</p>	<p>Skill Not Displayed despite prompts and guidance</p>
Distinguishes the two task components from each other						
Uses pattern card to follow directions to assemble electrical box in a sequential order						
Recognizes component details when choosing component to assemble next						
Grips and releases components intentionally						
Uses wrist movement to twist on components						
Uses finger dexterity when placing small components on the electrical box						
Uses appropriate palm strength when assembling the task						
Uses both hands simultaneously to assemble the task						
Uses sensory input to maintain appropriate proprioceptive feedback						
Self checks personal progress during task						

Student Work Habits - Check the appropriate description

During the task the student:


- Was eager and worked hard to complete the task
- Was willing to attempt the task but needed verbal cues
- Was willing to attempt the task but needed physical guidance

Anecdotal Notes:

Student Name: _____

Secondary

Task Performance Date(s): _____

JTT-411 Complex Electrical Box 	Skilled Displayed Independently	Skill Displayed Consistently with Verbal or Visual Prompts	Skill Displayed Consistently with physical guidance	Skill Displayed Inconsistently with Verbal or Visual Prompts	Skill Displayed Inconsistently with physical guidance	Skill Not Displayed despite prompts and guidance
Distinguishes the two task components from each other						
Uses pattern card to follow directions to disassemble electrical box in a sequential order						
Recognizes component details when disassembling and matching components						
Grips and releases components intentionally						
Uses wrist movement to twist off components						
Uses finger dexterity when removing small components						
Uses appropriate palm strength when disassembling the task						
Uses both hands simultaneously to assemble the task						
Uses sensory input to maintain appropriate proprioceptive feedback						
Self checks personal progress during task						

Student Work Habits - Check the appropriate description


During the task the student:

- Was eager and worked hard to complete the task
- Was willing to attempt the task but needed verbal cues
- Was willing to attempt the task but needed physical guidance
- Was uncooperative or unwilling to attempt the task

Anecdotal Notes:

Student Name: _____

Task Performance Date(s): _____

<p>JTT-413 Which Tool?</p> 	<p>Skilled Displayed Independently</p>	<p>Skill Displayed Consistently with Verbal or Visual Prompts</p>	<p>Skill Displayed Consistently with physical guidance</p>	<p>Skill Displayed Inconsistently with Verbal or Visual Prompts</p>	<p>Skill Displayed Inconsistently with physical guidance</p>	<p>Skill Not Displayed despite prompts and guidance</p>
Distinguishes the three task components from each other						
Recognizes common attributes to group like items together						
Recognizes differences in similar items- specifically diameter						
Uses task card to locate where each type of hardware should go in the wood jig						
Uses problem solving with common attributes to match correct tool to use with each type of hardware.						
Uses problem solving with common attributes to match correct hardware to the correct hole on wood jig						
Uses hand-eye coordination and finger dexterity to place hardware into hole						
Uses wrist movement to screw the hardware into the wood jig.						
Uses both hands simultaneously to assemble the task						
Grips and releases components intentionally						
Transfers items to new locations						
Uses sensory input to maintain appropriate proprioceptive feedback						
Self checks personal progress during						

Student Work Habits - Check the appropriate description


During the task the student:

- Was eager and worked hard to complete the task
- Was willing to attempt the task but needed verbal cues
- Was willing to attempt the task but needed physical guidance
- Was uncooperative or unwilling to attempt the task

Anecdotal Notes:

Student Name: _____

Task Performance Date(s): _____

<p>JTT-414 Tool Identification</p> 	<p>Skilled Displayed Independently</p>	<p>Skill Displayed Consistently with Verbal or Visual Prompts</p>	<p>Skill Displayed Consistently with physical guidance</p>	<p>Skill Displayed Inconsistently with Verbal or Visual Prompts</p>	<p>Skill Displayed Inconsistently with physical guidance</p>	<p>Skill Not Displayed despite prompts and guidance</p>
Distinguishes the two task components from each other						
Uses pincer grasp to grip tools						
Uses palmer grasp to grip tools						
Recognizes common attributes of tools						
Uses pictorial identification task card to match tool to correct tool bag						
Uses finger, thumb, and palm strength when closing a Ziploc bag						
Describes correct tool use						
Grips and releases components intentionally						
Uses both hands simultaneously to assemble the task						
Transfers items to new locations						
Uses sensory input to maintain appropriate proprioceptive feedback						
Self checks personal progress during task						

Student Work Habits - Check the appropriate description

During the task the student:

- Was eager and worked hard to complete the task
- Was willing to attempt the task but needed verbal cues
- Was willing to attempt the task but needed physical guidance
- Was uncooperative or unwilling to attempt the task

Anecdotal Notes:
