


Student Name: _____

Task Performance Date(s): _____

	Skilled Displayed Independently	Skill Displayed Consistently with Verbal or Visual Prompts	Skill Displayed Consistently with physical guidance	Skill Displayed Inconsistently with Verbal or Visual Prompts	Skill Displayed Inconsistently with physical guidance	Skill Not Displayed despite prompts and guidance
Distinguishes the two task components from each other						
Recognizes curler color to connect appropriate pieces						
Recognizes curler parts (inner and outer) to connect curlers appropriately						
Grips and releases curlers intentionally						
Uses both hands simultaneously to assemble the task						
Transfers items to new locations						
Uses sensory input to maintain appropriate proprioceptive feedback						
Self checks personal progress during assembly task						

Student Work Habits - Check the appropriate description

During the task the student:


- Was eager and worked hard to complete the task
- Was willing to attempt the task but needed verbal cues
- Was willing to attempt the task but needed physical guidance
- Was uncooperative or unwilling to attempt the task

Anecdotal Notes:

Student Name: _____

Secondary Rubric

Task Performance Date(s): _____

<p style="text-align: center;">ASM-103 Curlers</p> 	Skilled Displayed Independently	Skill Displayed Consistently with Verbal or Visual Prompts	Skill Displayed Consistently with physical guidance	Skill Displayed Inconsistently with Verbal or Visual Prompts	Skill Displayed Inconsistently with physical guidance	Skill Not Displayed despite prompts and guidance
Distinguishes the two task components from each other						
Uses wrist movement and hand strength to separate inner and outer components						
Recognizes common attributes to sort items						
Grips and releases curlers intentionally						
Uses both hands simultaneously to disassemble the task						
Transfers items to new locations						
Uses sensory input to maintain appropriate proprioceptive feedback						
Self checks personal progress during task						

Student Work Habits - Check the appropriate description


During the task the student:

- Was eager and worked hard to complete the task
- Was willing to attempt the task but needed verbal cues
- Was willing to attempt the task but needed physical guidance
- Was uncooperative or unwilling to attempt the task

Anecdotal Notes:

Student Name: _____

Task Performance Date(s): _____

<p>ASM-105 Plastic Pipes</p> 	<p>Skilled Displayed Independently</p>	<p>Skill Displayed Consistently with Verbal or Visual Prompts</p>	<p>Skill Displayed Consistently with physical guidance</p>	<p>Skill Displayed Inconsistently with Verbal or Visual Prompts</p>	<p>Skill Displayed Inconsistently with physical guidance</p>	<p>Skill Not Displayed despite prompts and guidance</p>
Distinguishes the four task components from each other						
Uses assembly Jig to follow directions in a sequential order						
Recognizes components that go "in" and components that go "on" when assembling pipe patterns						
Grips and releases pipes intentionally						
Uses appropriate palm strength when assembling task						
Uses both hands simultaneously to assemble the task						
Transfers items to new locations						
Uses sensory input to maintain appropriate proprioceptive feedback						
Self checks personal progress during assembly task						

Student Work Habits - Check the appropriate description

During the task the student:


- Was eager and worked hard to complete the task
- Was willing to attempt the task but needed verbal cues
- Was willing to attempt the task but needed physical guidance
- Was uncooperative or unwilling to attempt the task

Anecdotal Notes:

Student Name: _____

Secondary Rubric

Task Performance Date(s): _____

ASM-105 Plastic Pipes 	Skilled Displayed Independently	Skill Displayed Consistently with Verbal or Visual Prompts	Skill Displayed Consistently with physical guidance	Skill Displayed Inconsistently with Verbal or Visual Prompts	Skill Displayed Inconsistently with physical guidance	Skill Not Displayed despite prompts and guidance
Distinguishes the four task components from each other						
Uses appropriate palm strength when disassembling task						
Recognizes common attributes to sort items						
Grips and releases pipes intentionally						
Uses both hands simultaneously to disassemble the task						
Transfers items to new locations						
Uses sensory input to maintain appropriate proprioceptive feedback						
Self checks personal progress during task						

Student Work Habits - Check the appropriate description


During the task the student:

- Was eager and worked hard to complete the task
- Was willing to attempt the task but needed verbal cues
- Was willing to attempt the task but needed physical guidance
- Was uncooperative or unwilling to attempt the task

Anecdotal Notes:

Student Name: _____

Task Performance Date(s): _____

<p>ASM-206 Foam Curlers</p> 	<p>Skilled Displayed Independently</p>	<p>Skill Displayed Consistently with Verbal or Visual Prompts</p>	<p>Skill Displayed Consistently with physical guidance</p>	<p>Skill Displayed Inconsistently with Verbal or Visual Prompts</p>	<p>Skill Displayed Inconsistently with physical guidance</p>	<p>Skill Not Displayed despite prompts and guidance</p>
Distinguishes the two task components from each other						
Recognizes the two different colors of curlers						
Recognizes the two different sizes of curlers						
Distinguishes size and color when finding a matching pair to assemble						
Uses finger dexterity to thread the curler frame into the foam						
Grips and releases components intentionally						
Uses both hands simultaneously to assemble the task						
Transfers items to new locations						
Uses sensory input to maintain appropriate proprioceptive feedback						
Self checks personal progress during assembly task						

Student Work Habits - Check the appropriate description

During the task the student:


- Was eager and worked hard to complete the task
- Was willing to attempt the task but needed verbal cues
- Was willing to attempt the task but needed physical guidance
- Was uncooperative or unwilling to attempt the task

Anecdotal Notes:

Student Name: _____

Secondary Rubric

Task Performance Date(s): _____

<p style="text-align: center;">ASM-206 Foam Curlers</p> 	Skilled Displayed Independently	Skill Displayed Consistently with Verbal or Visual Prompts	Skill Displayed Consistently with physical guidance	Skill Displayed Inconsistently with Verbal or Visual Prompts	Skill Displayed Inconsistently with physical guidance	Skill Not Displayed despite prompts and guidance
Distinguishes the two task components from each other						
Recognizes the two different colors of curlers						
Recognizes the two different sizes of curlers						
Uses finger dexterity to remove the curler frame from the foam						
Recognizes common attributes to sort items						
Grips and releases components intentionally						
Uses both hands simultaneously to disassemble the task						
Transfers items to new locations						
Uses sensory input to maintain appropriate proprioceptive feedback						
Self checks personal progress during task						

Student Work Habits - Check the appropriate description


During the task the student:

- Was eager and worked hard to complete the task
- Was willing to attempt the task but needed verbal cues
- Was willing to attempt the task but needed physical guidance
- Was uncooperative or unwilling to attempt the task

Anecdotal Notes:

Student Name: _____

Task Performance Date(s): _____

ASM-401 Keys and Key Rings 	Skilled Displayed Independently	Skill Displayed Consistently with Verbal or Visual Prompts	Skill Displayed Consistently with physical guidance	Skill Displayed Inconsistently with Verbal or Visual Prompts	Skill Displayed Inconsistently with physical guidance	Skill Not Displayed despite prompts and guidance
Distinguishes the two task components from each other						
Recognizes the three types of keys—specific differences being size and shape						
Understands “one of each” concept when assembling keys on to the ring.						
Uses dexterity of fingers to thread rings into small holes on keys						
Grips and releases components intentionally						
Uses both hands simultaneously to assemble the task						
Uses palm strength to close key ring.						
Transfers items to new locations						
Uses sensory input to maintain appropriate proprioceptive feedback						
Self checks personal progress during assembly task						

Student Work Habits - Check the appropriate description

During the task the student:


- Was eager and worked hard to complete the task
- Was willing to attempt the task but needed verbal cues
- Was willing to attempt the task but needed physical guidance
- Was uncooperative or unwilling to attempt the task

Anecdotal Notes:

Student Name: _____

Secondary

Task Performance Date(s): _____

ASM-401 Keys and Key Rings 	Skilled Displayed Independently	Skill Displayed Consistently with Verbal or Visual Prompts	Skill Displayed Consistently with physical guidance	Skill Displayed Inconsistently with Verbal or Visual Prompts	Skill Displayed Inconsistently with physical guidance	Skill Not Displayed despite prompts and guidance
Distinguishes the two task components from each other						
Recognizes the three types of keys—specific differences being size and shape						
Uses finger and palm strength to open ring						
Uses dexterity of fingers to remove keys from ring						
Recognizes common attributes to sort keys						
Grips and releases components intentionally						
Uses both hands simultaneously to assemble the task						
Transfers items to new locations						
Uses sensory input to maintain appropriate proprioceptive feedback						
Self checks personal progress during assembly task						

Student Work Habits - Check the appropriate description


During the task the student:

- Was eager and worked hard to complete the task
- Was willing to attempt the task but needed verbal cues
- Was willing to attempt the task but needed physical guidance
- Was uncooperative or unwilling to attempt the task

Anecdotal Notes:

Student Name: _____

Task Performance Date(s): _____

ASM-402 File by Color 	Skilled Displayed Independently	Skill Displayed Consistently with Verbal or Visual Prompts	Skill Displayed Consistently with physical guidance	Skill Displayed Inconsistently with Verbal or Visual Prompts	Skill Displayed Inconsistently with physical guidance	Skill Not Displayed despite prompts and guidance
Distinguishes the three task components from each other						
Recognizes two different types of cards						
Names each color of the divider cards						
Sorts index cards behind the correct divider using matching colors						
Uses palm strength when closing the file box						
Grips and releases components intentionally						
Uses both hands simultaneously to assemble the task						
Transfers items to new locations						
Uses sensory input to maintain appropriate proprioceptive feedback						
Self checks personal progress during task						

Student Work Habits - Check the appropriate description


During the task the student:

- Was eager and worked hard to complete the task
- Was willing to attempt the task but needed verbal cues
- Was willing to attempt the task but needed physical guidance
- Was uncooperative or unwilling to attempt the task

Anecdotal Notes:

Student Name: _____

Task Performance Date(s): _____

ASM-404 Nuts, Washers, and Bolts 	Skilled Displayed Independently	Skill Displayed Consistently with Verbal or Visual Prompts	Skill Displayed Consistently with physical guidance	Skill Displayed Inconsistently with Verbal or Visual Prompts	Skill Displayed Inconsistently with physical guidance	Skill Not Displayed despite prompts and guidance
Distinguishes the three task components from each other						
Uses pincer grasp to grip hardware						
Uses palmer grasp to grip hardware						
Uses pattern card to follow directions to assemble hardware in a sequential order						
Uses dexterity of fingers to place washers onto bolts						
Uses dexterity of fingers to place nuts onto bolts						
Uses wrist movement to thread a nut onto a bolt and tighten it						
Uses appropriate palm strength when tightening nut						
Grips and releases components intentionally						
Uses sensory input to maintain appropriate proprioceptive feedback						
Self checks personal progress during task						

Student Work Habits - Check the appropriate description

During the task the student:


- Was eager and worked hard to complete the task
- Was willing to attempt the task but needed verbal cues
- Was willing to attempt the task but needed physical guidance
- Was uncooperative or unwilling to attempt the task

Anecdotal Notes:

Student Name: _____

Secondary

Task Performance Date(s): _____

ASM-404 Nuts, Washers, and Bolts 	Skilled Displayed Independently	Skill Displayed Consistently with Verbal or Visual Prompts	Skill Displayed Consistently with physical guidance	Skill Displayed Inconsistently with Verbal or Visual Prompts	Skill Displayed Inconsistently with physical guidance	Skill Not Displayed despite prompts and guidance
Distinguishes the three task components from each other (nuts, washers, and						
Uses pincer grasp to grip hardware						
Uses wrist movement to twist off and loosen the nut from the bolt						
Twists nut the correct direction to loosen nut						
Uses dexterity of fingers to remove washers from bolts						
Grips and releases components intentionally						
Recognizes common attributes to sort items						
Uses both hands simultaneously to disassemble the task						
Transfers items to new locations						
Uses sensory input to maintain appropriate proprioceptive feedback						
Self checks personal progress during task						

Student Work Habits - Check the appropriate description


During the task the student:

- Was eager and worked hard to complete the task
- Was willing to attempt the task but needed verbal cues
- Was willing to attempt the task but needed physical guidance
- Was uncooperative or unwilling to attempt the task

Anecdotal Notes:

Student Name: _____

Task Performance Date(s): _____

ASM-405 Dental Care Kits 	Skilled Displayed Independently	Skill Displayed Consistently with Verbal or Visual Prompts	Skill Displayed Consistently with physical guidance	Skill Displayed Inconsistently with Verbal or Visual Prompts	Skill Displayed Inconsistently with physical guidance	Skill Not Displayed despite prompts and guidance
Distinguishes the four task components from each other						
Understands "one of each" concept when packaging multiple items						
Uses dexterity of fingers and hand strength when closing bag						
Grips and releases components intentionally						
Uses both hands simultaneously to assemble the task						
Transfers items to new locations						
Uses sensory input to maintain appropriate proprioceptive feedback						
Self checks personal progress during packaging task						

Student Work Habits - Check the appropriate description

During the task the student:


- Was eager and worked hard to complete the task
- Was willing to attempt the task but needed verbal cues
- Was willing to attempt the task but needed physical guidance
- Was uncooperative or unwilling to attempt the task

Anecdotal Notes:

Student Name: _____

Secondary

Task Performance Date(s): _____

ASM-405 Dental Care Kits 	Skilled Displayed Independently	Skill Displayed Consistently with Verbal or Visual Prompts	Skill Displayed Consistently with physical guidance	Skill Displayed Inconsistently with Verbal or Visual Prompts	Skill Displayed Inconsistently with physical guidance	Skill Not Displayed despite prompts and guidance
Distinguishes the four task components from each other						
Uses dexterity of fingers and hand strength when opening bag						
Recognizes common attributes to sort items						
Grips and releases components intentionally						
Uses both hands simultaneously to disassemble the task						
Transfers items to new locations						
Uses sensory input to maintain appropriate proprioceptive feedback						
Self checks personal progress during task						

Student Work Habits - Check the appropriate description


During the task the student:

- Was eager and worked hard to complete the task
- Was willing to attempt the task but needed verbal cues
- Was willing to attempt the task but needed physical guidance
- Was uncooperative or unwilling to attempt the task

Anecdotal Notes:

Student Name: _____

Task Performance Date(s): _____

ASM-406 Axle and Wheels 	Skilled Displayed Independently	Skill Displayed Consistently with Verbal or Visual Prompts	Skill Displayed Consistently with physical guidance	Skill Displayed Inconsistently with Verbal or Visual Prompts	Skill Displayed Inconsistently with physical guidance	Skill Not Displayed despite prompts and guidance
Distinguishes the three task components from each other						
Distinguishes between different colors of the wheels						
Uses pattern to follow directions in a sequential order						
Uses pincer grasp to grip components						
Uses palmer grasp to grip components						
Uses hand-eye coordination and finger dexterity to place a wheel onto an axle.						
Uses hand-eye coordination and finger dexterity to place axle through hole.						
Uses both hands simultaneously to assemble the task						
Uses finger, thumb, and palm strength to snap cap onto the end of the pipe						
Grips and releases components intentionally						
Transfers items to new locations						
Uses sensory input to maintain appropriate proprioceptive feedback						
Self checks personal progress during task						

Student Work Habits - Check the appropriate description

During the task the student:


- Was eager and worked hard to complete the task
- Was willing to attempt the task but needed verbal cues
- Was willing to attempt the task but needed physical guidance
- Was uncooperative or unwilling to attempt the task

Anecdotal Notes:

Student Name: _____

Secondary

Task Performance Date(s): _____

ASM-406 Axle and Wheels 	Skilled Displayed Independently	Skill Displayed Consistently with Verbal or Visual Prompts	Skill Displayed Consistently with physical guidance	Skill Displayed Inconsistently with Verbal or Visual Prompts	Skill Displayed Inconsistently with physical guidance	Skill Not Displayed despite prompts and guidance
Distinguishes the three task components from each other						
Disassembles wheel and axle in a sequential order						
Uses pincer grasp to grip components						
Uses palmer grasp to grip components						
Uses hand-eye coordination and finger dexterity to removing wheels from the axle.						
Uses hand-eye coordination and finger dexterity to remove axle from hole.						
Recognizes common attributes to sort items						
Uses both hands simultaneously to disassemble the task						
Uses finger, thumb, and palm strength to remove cap from the end of the pipe						
Grips and releases components intentionally						
Transfers items to new locations						
Uses sensory input to maintain appropriate proprioceptive feedback						
Self checks personal progress during task						

Student Work Habits - Check the appropriate description


During the task the student:

- Was eager and worked hard to complete the task
- Was willing to attempt the task but needed verbal cues
- Was willing to attempt the task but needed physical guidance
- Was uncooperative or unwilling to attempt the task

Anecdotal Notes:

Student Name: _____

Task Performance Date(s): _____

ASM-407 Pipes and Caps 	Skilled Displayed Independently	Skill Displayed Consistently with Verbal or Visual Prompts	Skill Displayed Consistently with physical guidance	Skill Displayed Inconsistently with Verbal or Visual Prompts	Skill Displayed Inconsistently with physical guidance	Skill Not Displayed despite prompts and guidance
Distinguishes the two task components from each other						
Uses pattern to follow directions in a sequential order						
Uses pincer grasp to grip components						
Uses palmer grasp to grip components						
Recognizes components that go "in" and components that go "on" when assembling pipes and caps						
Uses hand-eye coordination and finger dexterity to place caps on the pipe						
Uses finger, thumb, and palm strength to snap cap onto the end of the pipe						
Uses both hands simultaneously to assemble the task						
Grips and releases components intentionally						
Transfers items to new locations						
Uses sensory input to maintain appropriate proprioceptive feedback						
Self checks personal progress during task						

Student Work Habits - Check the appropriate description

During the task the student:


- Was eager and worked hard to complete the task
- Was willing to attempt the task but needed verbal cues
- Was willing to attempt the task but needed physical guidance
- Was uncooperative or unwilling to attempt the task

Anecdotal Notes:

Student Name: _____

Secondary

Task Performance Date(s): _____

ASM-407 Pipes and Caps 	Skilled Displayed Independently	Skill Displayed Consistently with Verbal or Visual Prompts	Skill Displayed Consistently with physical guidance	Skill Displayed Inconsistently with Verbal or Visual Prompts	Skill Displayed Inconsistently with physical guidance	Skill Not Displayed despite prompts and guidance
Distinguishes the two task components from each other						
Uses pincer grasp to grip components						
Uses palmer grasp to grip components						
Uses finger, thumb, and palm strength to remove cap from the end of the pipe						
Recognizes common attributes to sort items						
Uses both hands simultaneously to disassemble the task						
Grips and releases components intentionally						
Transfers items to new locations						
Uses sensory input to maintain appropriate proprioceptive feedback						
Self checks personal progress during task						

Student Work Habits - Check the appropriate description


During the task the student:

- Was eager and worked hard to complete the task
- Was willing to attempt the task but needed verbal cues
- Was willing to attempt the task but needed physical guidance
- Was uncooperative or unwilling to attempt the task

Anecdotal Notes:

Student Name: _____

Task Performance Date(s): _____

ASM-408 Nail Care Kits 	Skilled Displayed Independently	Skill Displayed Consistently with Verbal or Visual Prompts	Skill Displayed Consistently with physical guidance	Skill Displayed Inconsistently with Verbal or Visual Prompts	Skill Displayed Inconsistently with physical guidance	Skill Not Displayed despite prompts and guidance
Distinguishes the four task components from each other						
Understands "one of each" concept when packaging multiple items						
Uses dexterity of fingers and hand strength when closing bag						
Grips and releases components intentionally						
Uses both hands simultaneously to assemble the task						
Transfers items to new locations						
Uses sensory input to maintain appropriate proprioceptive feedback						
Self checks personal progress during packaging task						

Student Work Habits - Check the appropriate description

During the task the student:


- Was eager and worked hard to complete the task
- Was willing to attempt the task but needed verbal cues
- Was willing to attempt the task but needed physical guidance
- Was uncooperative or unwilling to attempt the task

Anecdotal Notes:

Student Name: _____

Secondary

Task Performance Date(s): _____

ASM-408 Nail Care Kits 	Skilled Displayed Independently	Skill Displayed Consistently with Verbal or Visual Prompts	Skill Displayed Consistently with physical guidance	Skill Displayed Inconsistently with Verbal or Visual Prompts	Skill Displayed Inconsistently with physical guidance	Skill Not Displayed despite prompts and guidance
Distinguishes the four task components from each other						
Uses dexterity of fingers and hand strength when opening bag						
Recognizes common attributes to sort items						
Grips and releases components intentionally						
Uses both hands simultaneously to disassemble the task						
Transfers items to new locations						
Uses sensory input to maintain appropriate proprioceptive feedback						
Self checks personal progress during task						

Student Work Habits - Check the appropriate description


During the task the student:

- Was eager and worked hard to complete the task
- Was willing to attempt the task but needed verbal cues
- Was willing to attempt the task but needed physical guidance
- Was uncooperative or unwilling to attempt the task

Anecdotal Notes:

Student Name: _____

Task Performance Date(s): _____

ASM-413 Pairs of Dice 	Skilled Displayed Independently	Skill Displayed Consistently with Verbal or Visual Prompts	Skill Displayed Consistently with physical guidance	Skill Displayed Inconsistently with Verbal or Visual Prompts	Skill Displayed Inconsistently with physical guidance	Skill Not Displayed despite prompts and guidance
Distinguishes the task components from each other						
Recognizes common attributes - specifically color - to group items into pairs						
Uses color cues to match dice in trays to the pattern						
Uses pincer grasp to grip dice						
Uses palmer grasp to grip dice						
Uses finger dexterity and hand-eye coordination to place dice into small compartments						
Grips and releases components intentionally						
Uses both hands simultaneously to sort the task						
Transfers items to new locations						
Uses sensory input to maintain appropriate proprioceptive feedback						
Self checks personal progress during task						

Student Work Habits - Check the appropriate description


During the task the student:

- Was eager and worked hard to complete the task
- Was willing to attempt the task but needed verbal cues
- Was willing to attempt the task but needed physical guidance
- Was uncooperative or unwilling to attempt the task

Anecdotal Notes:

Student Name: _____

Task Performance Date(s): _____

 <p>ASM-101 Flashlights</p>	Skilled Displayed Independently	Skill Displayed Consistently with Verbal or Visual Prompts	Skill Displayed Consistently with physical guidance	Skill Displayed Inconsistently with Verbal or Visual Prompts	Skill Displayed Inconsistently with physical guidance	Skill Not Displayed despite prompts and guidance
Distinguishes the five task components from each other						
Uses assembly task card to follow directions in a sequential order						
Recognizes component details necessary to complete task						
Grips and releases flashlight and components intentionally						
Uses wrist movement to twist on lens and end caps						
Uses appropriate palm strength when assembling the task						
Uses both hands simultaneously to assemble the task						
Transfers items to new locations						
Uses sensory input to maintain appropriate proprioceptive feedback						
Self checks personal progress during assembly of the flashlight						

Student Work Habits - Check the appropriate description


During the task the student:

- Was eager and worked hard to complete the task
- Was willing to attempt the task but needed verbal cues
- Was willing to attempt the task but needed physical guidance
- Was uncooperative or unwilling to attempt the task

Anecdotal Notes:

Student Name: _____

Task Performance Date(s): _____

	Skilled Displayed Independently	Skill Displayed Consistently with Verbal or Visual Prompts	Skill Displayed Consistently with physical guidance	Skill Displayed Inconsistently with Verbal or Visual Prompts	Skill Displayed Inconsistently with physical guidance	Skill Not Displayed despite prompts and guidance
Distinguishes the five task components from each other						
Uses task card to follow dis-assembly instructions in a sequential order						
Recognizes component details necessary to complete task						
Grips and releases flashlight and components intentionally						
Uses wrist movement to twist off flashlight lens and end cap						
Uses appropriate palm strength when dis-assembling the task						
Uses both hands simultaneously to dis-assemble the task						
Transfers items to new locations						
Uses sensory input to maintain appropriate proprioceptive feedback						
Self checks personal progress during dis-assembly of flashlights						

Student Work Habits - Check the appropriate description


During the task the student:

- Was eager and worked hard to complete the task
- Was willing to attempt the task but needed verbal cues
- Was willing to attempt the task but needed physical guidance
- Was uncooperative or unwilling to attempt the task

Anecdotal Notes:

Student Name: _____

Task Performance Date(s): _____

<p>ASM-108 Plastic Shape Chains</p> 	<p>Skilled Displayed Independently</p>	<p>Skill Displayed Consistently with Verbal or Visual Prompts</p>	<p>Skill Displayed Consistently with physical guidance</p>	<p>Skill Displayed Inconsistently with Verbal or Visual Prompts</p>	<p>Skill Displayed Inconsistently with physical guidance</p>	<p>Skill Not Displayed despite prompts and guidance</p>
Distinguishes different colors when creating a chain						
Distinguishes different shapes when creating a chain						
Uses assembly Jig to follow directions in a sequential order						
Uses hand and palm strength to snap chain pieces together						
Grips and releases components intentionally						
Uses both hands simultaneously to assemble the task						
Transfers items to new locations						
Uses sensory input to maintain appropriate proprioceptive feedback						
Self checks personal progress during assembly task						

Student Work Habits - Check the appropriate description


During the task the student:

- Was eager and worked hard to complete the task
- Was willing to attempt the task but needed verbal cues
- Was willing to attempt the task but needed physical guidance
- Was uncooperative or unwilling to attempt the task

Anecdotal Notes:

Student Name: _____

Task Performance Date(s): _____

	Skilled Displayed Independently	Skill Displayed Consistently with Verbal or Visual Prompts	Skill Displayed Consistently with physical guidance	Skill Displayed Inconsistently with Verbal or Visual Prompts	Skill Displayed Inconsistently with physical guidance	Skill Not Displayed despite prompts and guidance
Distinguishes the four task components from each other						
Uses dexterity of fingers to thread a wheel onto an axel						
Uses fingers and wrists to thread a nut on to a bolt						
Uses assembly Jig to follow directions in a sequential order						
Grips and releases components intentionally						
Uses both hands simultaneously to assemble the task						
Transfers items to new locations						
Uses sensory input to maintain appropriate proprioceptive feedback						
Self checks personal progress during assembly task						

Student Work Habits - Check the appropriate description


During the task the student:

- Was eager and worked hard to complete the task
- Was willing to attempt the task but needed verbal cues
- Was willing to attempt the task but needed physical guidance
- Was uncooperative or unwilling to attempt the task

Anecdotal Notes:

Student Name: _____

Task Performance Date(s): _____

<p>ASM-109 Wood Carts</p> 	<p>Skilled Displayed Independently</p>	<p>Skill Displayed Consistently with Verbal or Visual Prompts</p>	<p>Skill Displayed Consistently with physical guidance</p>	<p>Skill Displayed Inconsistently with Verbal or Visual Prompts</p>	<p>Skill Displayed Inconsistently with physical guidance</p>	<p>Skill Not Displayed despite prompts and guidance</p>
Distinguishes the four task components from each other						
Uses wrist movement to remove a nut from a bolt						
Uses dexterity of fingers disassemble cart						
Recognizes common attributes to sort items						
Grips and releases components intentionally						
Uses both hands simultaneously to disassemble the task						
Transfers items to new locations						
Uses sensory input to maintain appropriate proprioceptive feedback						
Self checks personal progress during task						

Student Work Habits - Check the appropriate description

During the task the student:

- Was eager and worked hard to complete the task
- Was willing to attempt the task but needed verbal cues
- Was willing to attempt the task but needed physical guidance
- Was uncooperative or unwilling to attempt the task

Anecdotal Notes:

Student Name: _____

Task Performance Date(s): _____

<p>ASM-203 Puzzle</p> 	<p>Skilled Displayed Independently</p>	<p>Skill Displayed Consistently with Verbal or Visual Prompts</p>	<p>Skill Displayed Consistently with physical guidance</p>	<p>Skill Displayed Inconsistently with Verbal or Visual Prompts</p>	<p>Skill Displayed Inconsistently with physical guidance</p>	<p>Skill Not Displayed despite prompts and guidance</p>
Distinguishes the three task components from each other						
Distinguishes between different colors of pieces						
Uses shape of pieces as an indicator when choosing piece placement						
Uses square count as an indicator when choosing piece placement.						
Recognizes when pieces do not fit appropriately						
Uses picture jig to assist in completing puzzle						
Grips and releases components intentionally						
Uses both hands simultaneously to assemble the task						
Transfers items to new locations						
Uses sensory input to maintain appropriate proprioceptive feedback						
Self checks personal progress during assembly task						

Student Work Habits - Check the appropriate description


During the task the student:

- Was eager and worked hard to complete the task
- Was willing to attempt the task but needed verbal cues
- Was willing to attempt the task but needed physical guidance
- Was uncooperative or unwilling to attempt the task

Anecdotal Notes:

Student Name: _____

Task Performance Date(s): _____

<p>ASM-207 Toothpicks and Holders</p> 	<p>Skilled Displayed Independently</p>	<p>Skill Displayed Consistently with Verbal or Visual Prompts</p>	<p>Skill Displayed Consistently with physical guidance</p>	<p>Skill Displayed Inconsistently with Verbal or Visual Prompts</p>	<p>Skill Displayed Inconsistently with physical guidance</p>	<p>Skill Not Displayed despite prompts and guidance</p>
Distinguishes the two task components from each other						
Uses visual perception and fine motor skills to fill the jars with toothpicks						
Use dexterity of fingers, strength of palms and wrist movement to twist on jar lid						
Grips and releases components intentionally						
Uses both hands simultaneously to assemble the task						
Transfers items to new locations						
Uses sensory input to maintain appropriate proprioceptive feedback						
Self checks personal progress during assembly task						

Student Work Habits - Check the appropriate description


During the task the student:

- Was eager and worked hard to complete the task
- Was willing to attempt the task but needed verbal cues
- Was willing to attempt the task but needed physical guidance
- Was uncooperative or unwilling to attempt the task

Anecdotal Notes:

Student Name: _____

Task Performance Date(s): _____

ASM-209 Plastic Block Animals 	Skilled Displayed Independently	Skill Displayed Consistently with Verbal or Visual Prompts	Skill Displayed Consistently with physical guidance	Skill Displayed Inconsistently with Verbal or Visual Prompts	Skill Displayed Inconsistently with physical guidance	Skill Not Displayed despite prompts and guidance
Distinguishes the two task components from each other						
Distinguishes between different colors of the blocks						
Distinguishes between different sizes of blocks						
Uses assembly Jig to follow directions in a sequential order						
Grips and releases pipes intentionally						
Uses appropriate palm strength when assembling task						
Uses both hands simultaneously to assemble the task						
Transfers items to new locations						
Uses sensory input to maintain appropriate proprioceptive feedback						
Self checks personal progress during assembly task						

Student Work Habits - Check the appropriate description

During the task the student:

- Was eager and worked hard to complete the task
- Was willing to attempt the task but needed verbal cues
- Was willing to attempt the task but needed physical guidance
- Was uncooperative or unwilling to attempt the task

Anecdotal Notes:

Student Name: _____

Task Performance Date(s): _____

<p>ASM-210 Multi-Screwdriver</p> 	<p>Skilled Displayed Independently</p>	<p>Skill Displayed Consistently with Verbal or Visual Prompts</p>	<p>Skill Displayed Consistently with physical guidance</p>	<p>Skill Displayed Inconsistently with Verbal or Visual Prompts</p>	<p>Skill Displayed Inconsistently with physical guidance</p>	<p>Skill Not Displayed despite prompts and guidance</p>
Distinguishes the four major task components from each other						
Uses Assembly Jig to follow directions in a sequential order						
Recognizes component details necessary to complete task						
Grips and releases components intentionally						
Uses wrist movement to twist on screwdriver end						
Uses appropriate palm strength when assembling the task						
Uses finger dexterity when places small parts into holes						
Uses both hands simultaneously to assemble the task						
Transfers items to new locations						
Uses sensory input to maintain appropriate proprioceptive feedback						
Self checks personal progress during assembly task						

Student Work Habits - Check the appropriate description

During the task the student:

- Was eager and worked hard to complete the task
- Was willing to attempt the task but needed verbal cues
- Was willing to attempt the task but needed physical guidance
- Was uncooperative or unwilling to attempt the task

Anecdotal Notes:

Student Name: _____

Secondary Rubric

Task Performance Date(s): _____

<p style="text-align: center;">ASM-210 Multi-Screwdriver</p>	Skilled Displayed Independently	Skill Displayed Consistently with Verbal or Visual Prompts	Skill Displayed Consistently with physical guidance	Skill Displayed Inconsistently with Verbal or Visual Prompts	Skill Displayed Inconsistently with physical guidance	Skill Not Displayed despite prompts and guidance
Distinguishes the four major task components from each other						
Uses finger dexterity when removing small parts from holes						
Uses wrist movement to twist off screwdriver end						
Uses appropriate palm strength when disassembling the task						
Recognizes common attributes to sort items						
Grips and releases components intentionally						
Uses both hands simultaneously to disassemble the task						
Transfers items to new locations						
Uses sensory input to maintain appropriate proprioceptive feedback						
Self checks personal progress during task						

Student Work Habits - Check the appropriate description


During the task the student:

- Was eager and worked hard to complete the task
- Was willing to attempt the task but needed verbal cues
- Was willing to attempt the task but needed physical guidance
- Was uncooperative or unwilling to attempt the task

Anecdotal Notes:

Student Name: _____

Task Performance Date(s): _____

<p>ASM-305 Nested Jars</p> 	<p>Skilled Displayed Independently</p>	<p>Skill Displayed Consistently with Verbal or Visual Prompts</p>	<p>Skill Displayed Consistently with physical guidance</p>	<p>Skill Displayed Inconsistently with Verbal or Visual Prompts</p>	<p>Skill Displayed Inconsistently with physical guidance</p>	<p>Skill Not Displayed despite prompts and guidance</p>
Distinguishes the two task components from each other						
Recognizes the three different sizes of jars						
Assembles jars inside each other in size order						
Uses wrist movement to twist on jar lids						
Grips and releases components intentionally						
Uses both hands simultaneously to assemble the task						
Transfers items to new locations						
Uses sensory input to maintain appropriate proprioceptive feedback						
Self checks personal progress during assembly task						

Student Work Habits - Check the appropriate description

During the task the student:


- Was eager and worked hard to complete the task
- Was willing to attempt the task but needed verbal cues
- Was willing to attempt the task but needed physical guidance
- Was uncooperative or unwilling to attempt the task

Anecdotal Notes:

Student Name: _____

Secondary Rubric

Task Performance Date(s): _____

<p style="text-align: center;">ASM-305 Nested Jars</p> 	Skilled Displayed Independently	Skill Displayed Consistently with Verbal or Visual Prompts	Skill Displayed Consistently with physical guidance	Skill Displayed Inconsistently with Verbal or Visual Prompts	Skill Displayed Inconsistently with physical guidance	Skill Not Displayed despite prompts and guidance
Distinguishes the two task components from each other						
Recognizes the three different sizes of jars						
Twists the lid the correct direction to loosen it						
Uses wrist movement to twist off jar lids						
Disassembles jars from each other in size order						
Grips and releases components intentionally						
Uses both hands simultaneously to disassemble the task						
Transfers items to new locations						
Uses sensory input to maintain appropriate proprioceptive feedback						
Self checks personal progress during task						

Student Work Habits - Check the appropriate description


During the task the student:

- Was eager and worked hard to complete the task
- Was willing to attempt the task but needed verbal cues
- Was willing to attempt the task but needed physical guidance
- Was uncooperative or unwilling to attempt the task

Anecdotal Notes:

Student Name: _____

Task Performance Date(s): _____

ASM-306 Series & Parallel Circuits 	Skilled Displayed Independently	Skill Displayed Consistently with Verbal or Visual Prompts	Skill Displayed Consistently with physical guidance	Skill Displayed Inconsistently with Verbal or Visual Prompts	Skill Displayed Inconsistently with physical guidance	Skill Not Displayed despite prompts and guidance
Distinguishes electronic parts as different components						
Uses assembly Jig to follow directions in a sequential order						
Uses hand and palm strength to snap circuit pieces onto circuit board						
Places circuit pieces in their correct position						
Grips and releases components intentionally						
Uses both hands simultaneously to assemble the task						
Transfers items to new locations						
Uses sensory input to maintain appropriate proprioceptive feedback						
Self checks personal progress during assembly task						

Student Work Habits - Check the appropriate description


During the task the student:

- Was eager and worked hard to complete the task
- Was willing to attempt the task but needed verbal cues
- Was willing to attempt the task but needed physical guidance
- Was uncooperative or unwilling to attempt the task

Anecdotal Notes:

Student Name: _____

Task Performance Date(s): _____

<p style="text-align: center;">ASM-307 Gears</p> 	<p style="text-align: center;">Skilled Displayed Independently</p>	<p style="text-align: center;">Skill Displayed Consistently with Verbal or Visual Prompts</p>	<p style="text-align: center;">Skill Displayed Consistently with physical guidance</p>	<p style="text-align: center;">Skill Displayed Inconsistently with Verbal or Visual Prompts</p>	<p style="text-align: center;">Skill Displayed Inconsistently with physical guidance</p>	<p style="text-align: center;">Skill Not Displayed despite prompts and guidance</p>
Distinguishes the two task components from each other						
Distinguishes between different colors of the gears						
Distinguishes between different parts needed to make gears work						
Uses Assembly Jig to follow directions in a sequential order						
Grips and releases blocks intentionally						
Uses appropriate palm strength when assembling gears onto the board						
Uses both hands simultaneously to assemble the task						
Transfers items to new locations						
Uses sensory input to maintain appropriate proprioceptive feedback						
Self checks personal progress during assembly task						

Student Work Habits - Check the appropriate description


During the task the student:

- Was eager and worked hard to complete the task
- Was willing to attempt the task but needed verbal cues
- Was willing to attempt the task but needed physical guidance
- Was uncooperative or unwilling to attempt the task

Anecdotal Notes:

Student Name: _____

Task Performance Date(s): _____

ASM-409 Plastic Pipe with Adapters 	Skilled Displayed Independently	Skill Displayed Consistently with Verbal or Visual Prompts	Skill Displayed Consistently with physical guidance	Skill Displayed Inconsistently with Verbal or Visual Prompts	Skill Displayed Inconsistently with physical guidance	Skill Not Displayed despite prompts and guidance
Distinguishes the task components from each other						
Uses pincer grasp to grip pipe						
Recognizes differences between similar objects –specifically diameter of pipe						
Recognizes components that go “in” and components that go “on” when assembling pipes and adapters						
Uses finger dexterity to thread pipe through wood jig						
Uses problem solving skills to choose the correct pipe adapter to extend the pipe to fit through the hole in the wood jig.						
Uses finger, thumb, and palm strength to snap adapters onto the end of the pipe						
Grips and releases components intentionally						
Uses both hands simultaneously to assemble the task						
Transfers items to new locations						
Uses sensory input to maintain appropriate proprioceptive feedback						
Self checks personal progress during task						

Student Work Habits - Check the appropriate description


During the task the student:

- Was eager and worked hard to complete the task
- Was willing to attempt the task but needed verbal cues
- Was willing to attempt the task but needed physical guidance
- Was uncooperative or unwilling to attempt the task

Anecdotal Notes:

Student Name: _____

Task Performance Date(s): _____

ASM-410 Rainbow Rings 	Skilled Displayed Independently	Skill Displayed Consistently with Verbal or Visual Prompts	Skill Displayed Consistently with physical guidance	Skill Displayed Inconsistently with Verbal or Visual Prompts	Skill Displayed Inconsistently with physical guidance	Skill Not Displayed despite prompts and guidance
Distinguishes the two task components from each other						
Recognizes the ribbon colors by name						
Uses pincer grasp to grip components						
Uses palmer grasp to grip components						
Uses pattern to attach ribbon in a sequential order						
Uses hand-eye coordination and finger dexterity to tie ribbon in a slip knot through the ring						
Recognizes when ribbon is tied incorrectly						
Grips and releases components intentionally						
Uses both hands simultaneously to assemble the task						
Transfers items to new locations						
Uses sensory input to maintain appropriate proprioceptive feedback						
Self checks personal progress during task						

Student Work Habits - Check the appropriate description


During the task the student:

- Was eager and worked hard to complete the task
- Was willing to attempt the task but needed verbal cues
- Was willing to attempt the task but needed physical guidance

Anecdotal Notes:

Student Name: _____

Task Performance Date(s): _____

ASM-411 Tangrams 	Skilled Displayed Independently	Skill Displayed Consistently with Verbal or Visual Prompts	Skill Displayed Consistently with physical guidance	Skill Displayed Inconsistently with Verbal or Visual Prompts	Skill Displayed Inconsistently with physical guidance	Skill Not Displayed despite prompts and guidance
Distinguishes the task components from each other						
Uses pincer grasp to grip magnets						
Uses palmer grasp to grip magnets						
Uses pattern to follow directions in a sequential order						
Uses hand-eye coordination, finger dexterity, and palm strength to move magnets on metal base						
Recognizes when a magnet is placed incorrectly						
Grips and releases components intentionally						
Uses both hands simultaneously to assemble the task						
Transfers items to new locations						
Uses sensory input to maintain appropriate proprioceptive feedback						
Self checks personal progress during task						

Student Work Habits - Check the appropriate description

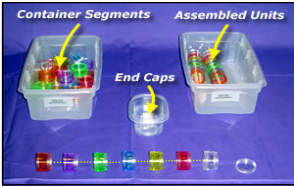
During the task the student:

- Was eager and worked hard to complete the task
- Was willing to attempt the task but needed verbal cues
- Was willing to attempt the task but needed physical guidance
- Was uncooperative or unwilling to attempt the task

Anecdotal Notes:

Student Name: _____

Task Performance Date(s): _____

<p>ASM-102 Pill Containers</p> 	<p>Skilled Displayed Independently</p>	<p>Skill Displayed Consistently with Verbal or Visual Prompts</p>	<p>Skill Displayed Consistently with physical guidance</p>	<p>Skill Displayed Inconsistently with Verbal or Visual Prompts</p>	<p>Skill Displayed Inconsistently with physical guidance</p>	<p>Skill Not Displayed despite prompts and guidance</p>
Distinguishes the three task components from each other						
Uses assembly Jig to follow directions in a sequential order						
Recognizes container color to connect segments appropriately						
Grips and releases pill containers and lids intentionally						
Uses wrist movement to twist to connect pill containers and lids						
Uses both hands simultaneously to assemble the task						
Transfers items to new locations						
Uses sensory input to maintain appropriate proprioceptive feedback						
Self checks personal progress during assembly task						

Student Work Habits - Check the appropriate description

During the task the student:


- Was eager and worked hard to complete the task
- Was willing to attempt the task but needed verbal cues
- Was willing to attempt the task but needed physical guidance
- Was uncooperative or unwilling to attempt the task

Anecdotal Notes:

Student Name: _____

Secondary Rubric

Task Performance Date(s): _____

<p style="text-align: center;">ASM-102 Pill Containers</p> 	Skilled Displayed Independently	Skill Displayed Consistently with Verbal or Visual Prompts	Skill Displayed Consistently with physical guidance	Skill Displayed Inconsistently with Verbal or Visual Prompts	Skill Displayed Inconsistently with physical guidance	Skill Not Displayed despite prompts and guidance
Distinguishes the three task components from each other						
Identifies container color by name						
Uses wrist movement to twist off pill containers and lids						
Recognizes common attributes to sort items						
Grips and releases pill containers and lids intentionally						
Uses both hands simultaneously to disassemble the task						
Transfers items to new locations						
Uses sensory input to maintain appropriate proprioceptive feedback						
Self checks personal progress during task						

Student Work Habits - Check the appropriate description


During the task the student:

- Was eager and worked hard to complete the task
- Was willing to attempt the task but needed verbal cues
- Was willing to attempt the task but needed physical guidance
- Was uncooperative or unwilling to attempt the task

Anecdotal Notes:

Student Name: _____

Task Performance Date(s): _____

<p>ASM-104 Keys and Cases</p> 	<p>Skilled Displayed Independently</p>	<p>Skill Displayed Consistently with Verbal or Visual Prompts</p>	<p>Skill Displayed Consistently with physical guidance</p>	<p>Skill Displayed Inconsistently with Verbal or Visual Prompts</p>	<p>Skill Displayed Inconsistently with physical guidance</p>	<p>Skill Not Displayed despite prompts and guidance</p>
Distinguishes the three task components from each other						
Recognizes attributes that make keys a matching pair						
Recognizes key case lids and bottoms to connect appropriately						
Grips and releases keys and cases intentionally						
Uses appropriate palm strength when assembling task						
Uses both hands simultaneously to assemble the task						
Transfers items to new locations						
Uses sensory input to maintain appropriate proprioceptive feedback						
Self checks personal progress during assembly task						

Student Work Habits - Check the appropriate description


During the task the student:

- Was eager and worked hard to complete the task
- Was willing to attempt the task but needed verbal cues
- Was willing to attempt the task but needed physical guidance
- Was uncooperative or unwilling to attempt the task

Anecdotal Notes:

Student Name: _____

Task Performance Date(s): _____

<p>ASM-105 Plastic Pipes</p> 	<p>Skilled Displayed Independently</p>	<p>Skill Displayed Consistently with Verbal or Visual Prompts</p>	<p>Skill Displayed Consistently with physical guidance</p>	<p>Skill Displayed Inconsistently with Verbal or Visual Prompts</p>	<p>Skill Displayed Inconsistently with physical guidance</p>	<p>Skill Not Displayed despite prompts and guidance</p>
Distinguishes the four task components from each other						
Uses assembly Jig to follow directions in a sequential order						
Recognizes components that go "in" and components that go "on" when assembling pipe patterns						
Grips and releases pipes intentionally						
Uses appropriate palm strength when assembling task						
Uses both hands simultaneously to assemble the task						
Transfers items to new locations						
Uses sensory input to maintain appropriate proprioceptive feedback						
Self checks personal progress during assembly task						

Student Work Habits - Check the appropriate description

During the task the student:


- Was eager and worked hard to complete the task
- Was willing to attempt the task but needed verbal cues
- Was willing to attempt the task but needed physical guidance
- Was uncooperative or unwilling to attempt the task

Anecdotal Notes:

Student Name: _____

Secondary Rubric

Task Performance Date(s): _____

<p style="text-align: center;">ASM-105 Plastic Pipes</p> 	<p style="text-align: center;">Skilled Displayed Independently</p>	<p style="text-align: center;">Skill Displayed Consistently with Verbal or Visual Prompts</p>	<p style="text-align: center;">Skill Displayed Consistently with physical guidance</p>	<p style="text-align: center;">Skill Displayed Inconsistently with Verbal or Visual Prompts</p>	<p style="text-align: center;">Skill Displayed Inconsistently with physical guidance</p>	<p style="text-align: center;">Skill Not Displayed despite prompts and guidance</p>
Distinguishes the four task components from each other						
Uses appropriate palm strength when disassembling task						
Recognizes common attributes to sort items						
Grips and releases pipes intentionally						
Uses both hands simultaneously to disassemble the task						
Transfers items to new locations						
Uses sensory input to maintain appropriate proprioceptive feedback						
Self checks personal progress during task						

Student Work Habits - Check the appropriate description


During the task the student:

- Was eager and worked hard to complete the task
- Was willing to attempt the task but needed verbal cues
- Was willing to attempt the task but needed physical guidance
- Was uncooperative or unwilling to attempt the task

Anecdotal Notes:

Student Name: _____

Task Performance Date(s): _____

<p>ASM-106 Triangle and Square</p> 	<p>Skilled Displayed Independently</p>	<p>Skill Displayed Consistently with Verbal or Visual Prompts</p>	<p>Skill Displayed Consistently with physical guidance</p>	<p>Skill Displayed Inconsistently with Verbal or Visual Prompts</p>	<p>Skill Displayed Inconsistently with physical guidance</p>	<p>Skill Not Displayed despite prompts and guidance</p>
Distinguishes the three task components from each other						
Uses assembly Jig to follow directions in a sequential order						
Uses dexterity of fingers to insert bolts into small holes						
Uses wrist movement to thread a nut onto a bolt and tighten it						
Grips and releases components intentionally						
Uses appropriate palm strength when assembling task						
Uses both hands simultaneously to assemble the task						
Transfers items to new locations						
Uses sensory input to maintain appropriate proprioceptive feedback						
Self checks personal progress during assembly task						

Student Work Habits - Check the appropriate description
During the task the student:


- Was eager and worked hard to complete the task
- Was willing to attempt the task but needed verbal cues
- Was willing to attempt the task but needed physical guidance
- Was uncooperative or unwilling to attempt the task

Anecdotal Notes:

Student Name: _____

Task Performance Date(s): _____

Secondary Rubric

ASM-106 Triangle and Square 	Skilled Displayed Independently	Skill Displayed Consistently with Verbal or Visual Prompts	Skill Displayed Consistently with physical guidance	Skill Displayed Inconsistently with Verbal or Visual Prompts	Skill Displayed Inconsistently with physical guidance	Skill Not Displayed despite prompts and guidance
Distinguishes the three task components from each other						
Uses wrist movement to remove a nut from a bolt						
Uses dexterity of fingers disassemble triangle and square						
Recognizes common attributes to sort items						
Grips and releases components intentionally						
Uses appropriate palm strength when assembling task						
Uses both hands simultaneously to disassemble the task						
Transfers items to new locations						
Uses sensory input to maintain appropriate proprioceptive feedback						
Self checks personal progress during task						

Student Work Habits - Check the appropriate description


During the task the student:

- Was eager and worked hard to complete the task
- Was willing to attempt the task but needed verbal cues
- Was willing to attempt the task but needed physical guidance
- Was uncooperative or unwilling to attempt the task

Anecdotal Notes:

Student Name: _____

Task Performance Date(s): _____

<p>ASM-107 Measuring Spoons</p> 	<p>Skilled Displayed Independently</p>	<p>Skill Displayed Consistently with Verbal or Visual Prompts</p>	<p>Skill Displayed Consistently with physical guidance</p>	<p>Skill Displayed Inconsistently with Verbal or Visual Prompts</p>	<p>Skill Displayed Inconsistently with physical guidance</p>	<p>Skill Not Displayed despite prompts and guidance</p>
Distinguishes the two task components from each other						
Recognizes the four size differences of measuring spoons						
Distinguishes different colors of spoons to find a matching set						
Understands "one of each" concept when assembling spoons on to the ring.						
Uses dexterity of fingers to thread rings into small holes						
Grips and releases components intentionally						
Uses both hands simultaneously to assemble the task						
Transfers items to new locations						
Uses sensory input to maintain appropriate proprioceptive feedback						
Self checks personal progress during assembly task						

Student Work Habits - Check the appropriate description

During the task the student:


- Was eager and worked hard to complete the task
- Was willing to attempt the task but needed verbal cues
- Was willing to attempt the task but needed physical guidance
- Was uncooperative or unwilling to attempt the task

Anecdotal Notes:

Student Name: _____

Secondary Rubric

Task Performance Date(s): _____

<p style="text-align: center;">ASM-107 Measuring Spoons</p> 	<p style="text-align: center;">Skilled Displayed Independently</p>	<p style="text-align: center;">Skill Displayed Consistently with Verbal or Visual Prompts</p>	<p style="text-align: center;">Skill Displayed Consistently with physical guidance</p>	<p style="text-align: center;">Skill Displayed Inconsistently with Verbal or Visual Prompts</p>	<p style="text-align: center;">Skill Displayed Inconsistently with physical guidance</p>	<p style="text-align: center;">Skill Not Displayed despite prompts and guidance</p>
Distinguishes the two task components from each other						
Recognizes the four size differences of measuring spoons						
Uses finger and palm strength to open ring						
Uses dexterity of fingers to remove spoons from small ring						
Recognizes common attributes to sort items						
Grips and releases components intentionally						
Uses both hands simultaneously to disassemble the task						
Transfers items to new locations						
Uses sensory input to maintain appropriate proprioceptive feedback						
Self checks personal progress during task						

Student Work Habits - Check the appropriate description


During the task the student:

- Was eager and worked hard to complete the task
- Was willing to attempt the task but needed verbal cues
- Was willing to attempt the task but needed physical guidance
- Was uncooperative or unwilling to attempt the task

Anecdotal Notes:

Student Name: _____

Task Performance Date(s): _____

<p>ASM-110 Picture Frames</p> 	<p>Skilled Displayed Independently</p>	<p>Skill Displayed Consistently with Verbal or Visual Prompts</p>	<p>Skill Displayed Consistently with physical guidance</p>	<p>Skill Displayed Inconsistently with Verbal or Visual Prompts</p>	<p>Skill Displayed Inconsistently with physical guidance</p>	<p>Skill Not Displayed despite prompts and guidance</p>
Distinguishes the three (frame, backing, picture) task components from each other						
Distinguishes different sizes of pictures						
Distinguishes different sizes of frames						
Recognizes "matching sets" of pictures to frames due to size						
Uses dexterity of fingers to insert pictures into frames						
Uses finger strength to fasten frame back tabs						
Grips and releases components intentionally						
Uses both hands simultaneously to assemble the task						
Transfers items to new locations						
Uses sensory input to maintain appropriate proprioceptive feedback						
Self checks personal progress during assembly task						

Student Work Habits - Check the appropriate description


During the task the student:

- Was eager and worked hard to complete the task
- Was willing to attempt the task but needed verbal cues
- Was willing to attempt the task but needed physical guidance
- Was uncooperative or unwilling to attempt the task

Anecdotal Notes:

Student Name: _____

Task Performance Date(s): _____

<p>ASM-111 Bobbin Sets</p> 	<p>Skilled Displayed Independently</p>	<p>Skill Displayed Consistently with Verbal or Visual Prompts</p>	<p>Skill Displayed Consistently with physical guidance</p>	<p>Skill Displayed Inconsistently with Verbal or Visual Prompts</p>	<p>Skill Displayed Inconsistently with physical guidance</p>	<p>Skill Not Displayed despite prompts and guidance</p>
Distinguishes the task components from each other						
Uses pincer grasp to grip bobbins						
Uses palmer grasp to grip bobbins						
Uses hand-eye coordination, finger dexterity, and wrist movement to place bobbins into the rubber storage circle or the plastic case						
Grips and releases components intentionally						
Uses both hands simultaneously to sort the task						
Transfers items to new locations						
Uses sensory input to maintain appropriate proprioceptive feedback						
Self checks personal progress during task						

Student Work Habits - Check the appropriate description


During the task the student:

- Was eager and worked hard to complete the task
- Was willing to attempt the task but needed verbal cues
- Was willing to attempt the task but needed physical guidance
- Was uncooperative or unwilling to attempt the task

Anecdotal Notes:

Student Name: _____

Task Performance Date(s): _____

<p>ASM-201 Measuring Cups</p> 	<p>Skilled Displayed Independently</p>	<p>Skill Displayed Consistently with Verbal or Visual Prompts</p>	<p>Skill Displayed Consistently with physical guidance</p>	<p>Skill Displayed Inconsistently with Verbal or Visual Prompts</p>	<p>Skill Displayed Inconsistently with physical guidance</p>	<p>Skill Not Displayed despite prompts and guidance</p>
Distinguishes the two task components from each other						
Recognizes the four size differences of measuring cups						
Distinguishes different colors of cups to find a matching set						
Understands "one of each" concept when assembling cups on to the ring.						
Uses dexterity of fingers to thread rings into small holes						
Grips and releases components intentionally						
Uses both hands simultaneously to assemble the task						
Transfers items to new locations						
Uses sensory input to maintain appropriate proprioceptive feedback						
Self checks personal progress during assembly task						

Student Work Habits - Check the appropriate description
During the task the student:


- Was eager and worked hard to complete the task
- Was willing to attempt the task but needed verbal cues
- Was willing to attempt the task but needed physical guidance
- Was uncooperative or unwilling to attempt the task

Anecdotal Notes:

Student Name: _____

Secondary Rubric

Task Performance Date(s): _____

<p style="text-align: center;">ASM-201 Measuring Cups</p> 	<p style="text-align: center;">Skilled Displayed Independently</p>	<p style="text-align: center;">Skill Displayed Consistently with Verbal or Visual Prompts</p>	<p style="text-align: center;">Skill Displayed Consistently with physical guidance</p>	<p style="text-align: center;">Skill Displayed Inconsistently with Verbal or Visual Prompts</p>	<p style="text-align: center;">Skill Displayed Inconsistently with physical guidance</p>	<p style="text-align: center;">Skill Not Displayed despite prompts and guidance</p>
Distinguishes the two task components from each other						
Recognizes the four size differences of measuring cups						
Uses finger and palm strength to open ring						
Uses dexterity of fingers to remove cups from ring						
Recognizes common attributes to sort items						
Grips and releases components intentionally						
Uses both hands simultaneously to disassemble the task						
Transfers items to new locations						
Uses sensory input to maintain appropriate proprioceptive feedback						
Self checks personal progress during task						

Student Work Habits - Check the appropriate description


During the task the student:

- Was eager and worked hard to complete the task
- Was willing to attempt the task but needed verbal cues
- Was willing to attempt the task but needed physical guidance
- Was uncooperative or unwilling to attempt the task

Anecdotal Notes:

Student Name: _____

Task Performance Date(s): _____

<p>ASM-202 Plastic Pipes</p> 	<p>Skilled Displayed Independently</p>	<p>Skill Displayed Consistently with Verbal or Visual Prompts</p>	<p>Skill Displayed Consistently with physical guidance</p>	<p>Skill Displayed Inconsistently with Verbal or Visual Prompts</p>	<p>Skill Displayed Inconsistently with physical guidance</p>	<p>Skill Not Displayed despite prompts and guidance</p>
Distinguishes the four task components from each other						
Uses finger dexterity to thread pipe through wood jig						
Uses finger, thumb, and palm strength to snap caps onto the end of the pipe						
Uses dexterity of fingers to thread donut onto pipe						
Retains assembly sequence from one attempt to another						
Grips and releases components intentionally						
Uses both hands simultaneously to assemble the task						
Transfers items to new locations						
Uses sensory input to maintain appropriate proprioceptive feedback						
Self checks personal progress during assembly task						

Student Work Habits - Check the appropriate description

During the task the student:


- Was eager and worked hard to complete the task
- Was willing to attempt the task but needed verbal cues
- Was willing to attempt the task but needed physical guidance
- Was uncooperative or unwilling to attempt the task

Anecdotal Notes:

Student Name: _____

Secondary Rubric

Task Performance Date(s): _____

ASM-202 Plastic Pipes 	Skilled Displayed Independently	Skill Displayed Consistently with Verbal or Visual Prompts	Skill Displayed Consistently with physical guidance	Skill Displayed Inconsistently with Verbal or Visual Prompts	Skill Displayed Inconsistently with physical guidance	Skill Not Displayed despite prompts and guidance
Distinguishes the four task components from each other						
Uses finger dexterity to remove pipe from wood jig						
Uses finger, thumb, and palm strength to snap caps off of the end of the pipe						
Uses dexterity of fingers to remove donut from pipe						
Recognizes common attributes to sort items						
Grips and releases components intentionally						
Uses both hands simultaneously to disassemble the task						
Transfers items to new locations						
Uses sensory input to maintain appropriate proprioceptive feedback						
Self checks personal progress during task						

Student Work Habits - Check the appropriate description


During the task the student:

- Was eager and worked hard to complete the task
- Was willing to attempt the task but needed verbal cues
- Was willing to attempt the task but needed physical guidance
- Was uncooperative or unwilling to attempt the task

Anecdotal Notes:

Student Name: _____

Task Performance Date(s): _____

ASM-204 Light Switch Simulator (advanced level) 	Skilled Displayed Independently	Skill Displayed Consistently with Verbal or Visual Prompts	Skill Displayed Consistently with physical guidance	Skill Displayed Inconsistently with Verbal or Visual Prompts	Skill Displayed Inconsistently with physical guidance	Skill Not Displayed despite prompts and guidance
Distinguishes the six task components from each other						
Uses circuit diagram to determine component placement						
Uses finger dexterity to align the holes on the components in order to place the screws						
Uses wrist movement to thread the screws into the holes						
Uses finger dexterity to snap components to the circuit board						
Grips and releases components intentionally						
Uses both hands simultaneously to assemble the task						
Transfers items to new locations						
Uses sensory input to maintain appropriate proprioceptive feedback						
Self checks personal progress during assembly task						

Student Work Habits - Check the appropriate description


During the task the student:

- Was eager and worked hard to complete the task
- Was willing to attempt the task but needed verbal cues
- Was willing to attempt the task but needed physical guidance
- Was uncooperative or unwilling to attempt the task

Anecdotal Notes:

Student Name: _____

Task Performance Date(s): _____

<p style="text-align: center;">ASM-205 Brochures</p> 	<p style="text-align: center;">Skilled Displayed Independently</p>	<p style="text-align: center;">Skill Displayed Consistently with Verbal or Visual Prompts</p>	<p style="text-align: center;">Skill Displayed Consistently with physical guidance</p>	<p style="text-align: center;">Skill Displayed Inconsistently with Verbal or Visual Prompts</p>	<p style="text-align: center;">Skill Displayed Inconsistently with physical guidance</p>	<p style="text-align: center;">Skill Not Displayed despite prompts and guidance</p>
Distinguishes the four task components from each other						
Recognizes multiple items pertaining to the same topic						
Uses finger dexterity and wrist movement to slide appropriate inserts in to the brochure pockets						
Uses dexterity to slide business card into tiny slots						
Grips and releases components intentionally						
Uses both hands simultaneously to assemble the task						
Transfers items to new locations						
Uses sensory input to maintain appropriate proprioceptive feedback						
Self checks personal progress during assembly task						

Student Work Habits - Check the appropriate description

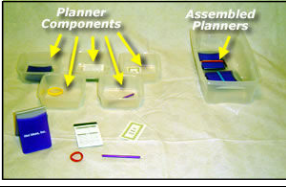
During the task the student:

- Was eager and worked hard to complete the task
- Was willing to attempt the task but needed verbal cues
- Was willing to attempt the task but needed physical guidance
- Was uncooperative or unwilling to attempt the task

Anecdotal Notes:

Student Name: _____

Task Performance Date(s): _____

<p>ASM-208 Daily Planner</p> 	<p>Skilled Displayed Independently</p>	<p>Skill Displayed Consistently with Verbal or Visual Prompts</p>	<p>Skill Displayed Consistently with physical guidance</p>	<p>Skill Displayed Inconsistently with Verbal or Visual Prompts</p>	<p>Skill Displayed Inconsistently with physical guidance</p>	<p>Skill Not Displayed despite prompts and guidance</p>
Distinguishes the five task components from each other						
Uses dexterity and strength of fingers to insert planner components into planner case						
Uses hand strength to stretch a rubber band planner						
Uses the Assembly Jig to place components in their correct spots						
Grips and releases components intentionally						
Uses both hands simultaneously to assemble the task						
Transfers items to new locations						
Uses sensory input to maintain appropriate proprioceptive feedback						
Self checks personal progress during assembly task						

Student Work Habits - Check the appropriate description

During the task the student:


- Was eager and worked hard to complete the task
- Was willing to attempt the task but needed verbal cues
- Was willing to attempt the task but needed physical guidance
- Was uncooperative or unwilling to attempt the task

Anecdotal Notes:

Student Name: _____

Secondary Rubric

Task Performance Date(s): _____

<p style="text-align: center;">ASM-208 Daily Planner</p> 	<p style="text-align: center;">Skilled Displayed Independently</p>	<p style="text-align: center;">Skill Displayed Consistently with Verbal or Visual Prompts</p>	<p style="text-align: center;">Skill Displayed Consistently with physical guidance</p>	<p style="text-align: center;">Skill Displayed Inconsistently with Verbal or Visual Prompts</p>	<p style="text-align: center;">Skill Displayed Inconsistently with physical guidance</p>	<p style="text-align: center;">Skill Not Displayed despite prompts and guidance</p>
Distinguishes the five task components from each other						
Uses hand strength to stretch a rubber band to remove it from the planner						
Uses dexterity and strength of fingers to remove planner components from planner case						
Recognizes common attributes to sort items						
Grips and releases components intentionally						
Uses both hands simultaneously to disassemble the task						
Transfers items to new locations						
Uses sensory input to maintain appropriate proprioceptive feedback						
Self checks personal progress during task						

Student Work Habits - Check the appropriate description


During the task the student:

- Was eager and worked hard to complete the task
- Was willing to attempt the task but needed verbal cues
- Was willing to attempt the task but needed physical guidance
- Was uncooperative or unwilling to attempt the task

Anecdotal Notes:

Student Name: _____

Task Performance Date(s): _____

<p>ASM-301 Block Puzzle</p> 	<p>Skilled Displayed Independently</p>	<p>Skill Displayed Consistently with Verbal or Visual Prompts</p>	<p>Skill Displayed Consistently with physical guidance</p>	<p>Skill Displayed Inconsistently with Verbal or Visual Prompts</p>	<p>Skill Displayed Inconsistently with physical guidance</p>	<p>Skill Not Displayed despite prompts and guidance</p>
Distinguishes the three task components from each other						
Uses color patterns on pieces as an indicator when choosing pieces to put together						
Recognizes when pieces are not turned correctly to match the puzzle being worked						
Recognizes when pieces are not in their appropriate spot						
Uses picture jig to assist in completing puzzle						
Grips and releases components intentionally						
Uses both hands simultaneously to assemble the task						
Transfers items to new locations						
Uses sensory input to maintain appropriate proprioceptive feedback						
Self checks personal progress during assembly task						


Student Work Habits - Check the appropriate description
During the task the student:

- Was eager and worked hard to complete the task
- Was willing to attempt the task but needed verbal cues
- Was willing to attempt the task but needed physical guidance
- Was uncooperative or unwilling to attempt the task

Anecdotal Notes:

Student Name: _____

Task Performance Date(s): _____

<p>ASM-302 Propellers</p> 	<p>Skill Displayed Independently</p>	<p>Skill Displayed Consistently with Verbal or Visual Prompts</p>	<p>Skill Displayed Consistently with physical guidance</p>	<p>Skill Displayed Inconsistently with Verbal or Visual Prompts</p>	<p>Skill Displayed Inconsistently with physical guidance</p>	<p>Skill Not Displayed despite prompts and guidance</p>
Distinguishes the four task components from each other						
Uses dexterity of fingers to thread washers onto bolt						
Uses wrist movement to thread a nut onto a bolt and tighten it						
Uses hand-eye coordination to thread propellers onto bolt						
Uses both hands simultaneously to assemble the task						
Grips and releases components intentionally						
Transfers items to new locations						
Uses sensory input to maintain appropriate proprioceptive feedback						
Self checks personal progress during assembly task						

Student Work Habits - Check the appropriate description


During the task the student:

- Was eager and worked hard to complete the task
- Was willing to attempt the task but needed verbal cues
- Was willing to attempt the task but needed physical guidance
- Was uncooperative or unwilling to attempt the task

Anecdotal Notes:

Student Name: _____

Task Performance Date(s): _____

<p>ASM-303 Plastic Pipe Puzzle</p> 	<p>Skilled Displayed Independently</p>	<p>Skill Displayed Consistently with Verbal or Visual Prompts</p>	<p>Skill Displayed Consistently with physical guidance</p>	<p>Skill Displayed Inconsistently with Verbal or Visual Prompts</p>	<p>Skill Displayed Inconsistently with physical guidance</p>	<p>Skill Not Displayed despite prompts and guidance</p>
Distinguishes the five task components from each other						
Uses Assembly Jig to follow directions in a sequential order						
Recognizes components that go "in" and components that go "on" when assembling pipe patterns						
Grips and releases pipes intentionally						
Uses appropriate palm strength when assembling task						
Uses both hands simultaneously to assemble the task						
Transfers items to new locations						
Uses sensory input to maintain appropriate proprioceptive feedback						
Self checks personal progress during assembly task						

Student Work Habits - Check the appropriate description

During the task the student:


- Was eager and worked hard to complete the task
- Was willing to attempt the task but needed verbal cues
- Was willing to attempt the task but needed physical guidance
- Was uncooperative or unwilling to attempt the task

Anecdotal Notes:

Student Name: _____

Secondary Rubric

Task Performance Date(s): _____

ASM-303 Plastic Pipe Puzzle 	Skilled Displayed Independently	Skill Displayed Consistently with Verbal or Visual Prompts	Skill Displayed Consistently with physical guidance	Skill Displayed Inconsistently with Verbal or Visual Prompts	Skill Displayed Inconsistently with physical guidance	Skill Not Displayed despite prompts and guidance
Distinguishes the five task components from each other						
Uses appropriate palm strength when disassembling task						
Recognizes common attributes to sort items						
Grips and releases pipes intentionally						
Uses both hands simultaneously to disassemble the task						
Transfers items to new locations						
Uses sensory input to maintain appropriate proprioceptive feedback						
Self checks personal progress during task						

Student Work Habits - Check the appropriate description


During the task the student:

- Was eager and worked hard to complete the task
- Was willing to attempt the task but needed verbal cues
- Was willing to attempt the task but needed physical guidance
- Was uncooperative or unwilling to attempt the task

Anecdotal Notes:

Student Name: _____

Task Performance Date(s): _____

<p>ASM- 304 Complex Hardware</p> 	<p>Skilled Displayed Independently</p>	<p>Skill Displayed Consistently with Verbal or Visual Prompts</p>	<p>Skill Displayed Consistently with physical guidance</p>	<p>Skill Displayed Inconsistently with Verbal or Visual Prompts</p>	<p>Skill Displayed Inconsistently with physical guidance</p>	<p>Skill Not Displayed despite prompts and guidance</p>
Distinguishes the six task components from each other						
Uses assembly Jig to follow directions in a sequential order						
Uses dexterity of fingers to insert bolts into small holes and washers onto bolts						
Uses wrist movement to thread a nut onto a bolt and tighten it						
Grips and releases components intentionally						
Uses appropriate palm strength when placing coupling						
Uses both hands simultaneously to assemble the task						
Transfers items to new locations						
Uses sensory input to maintain appropriate proprioceptive feedback						
Self checks personal progress during assembly task						

Student Work Habits - Check the appropriate description
During the task the student:


- Was eager and worked hard to complete the task
- Was willing to attempt the task but needed verbal cues
- Was willing to attempt the task but needed physical guidance
- Was uncooperative or unwilling to attempt the task

Anecdotal Notes:

Student Name: _____

Secondary Rubric

Task Performance Date(s): _____

ASM- 304 Complex Hardware 	Skilled Displayed Independently	Skill Displayed Consistently with Verbal or Visual Prompts	Skill Displayed Consistently with physical guidance	Skill Displayed Inconsistently with Verbal or Visual Prompts	Skill Displayed Inconsistently with physical guidance	Skill Not Displayed despite prompts and guidance
Distinguishes the six task components from each other						
Uses wrist movement to remove a nut from a bolt						
Twists the nut the correct direction to loosen it						
Uses dexterity of fingers to remove bolts from small holes and washers from bolts						
Recognizes common attributes to sort items						
Grips and releases components intentionally						
Uses appropriate palm strength when removing coupling						
Uses both hands simultaneously to disassemble the task						
Transfers items to new locations						
Uses sensory input to maintain appropriate proprioceptive feedback						
Self checks personal progress during task						

Student Work Habits - Check the appropriate description


During the task the student:

- Was eager and worked hard to complete the task
- Was willing to attempt the task but needed verbal cues
- Was willing to attempt the task but needed physical guidance
- Was uncooperative or unwilling to attempt the task

Anecdotal Notes:

Student Name: _____

Task Performance Date(s): _____

	Skilled Displayed Independently	Skill Displayed Consistently with Verbal or Visual Prompts	Skill Displayed Consistently with physical guidance	Skill Displayed Inconsistently with Verbal or Visual Prompts	Skill Displayed Inconsistently with physical guidance	Skill Not Displayed despite prompts and guidance
Distinguishes the two task components from each other						
Recognizes different pipe shapes						
Recognizes different pipe colors						
Uses assembly Jig to follow directions in a sequential order						
Recognizes components that go "in" and components that go "on" when assembling pipe patterns						
Grips and releases pipes intentionally						
Uses appropriate palm strength when assembling task						
Uses both hands simultaneously to assemble the task						
Transfers items to new locations						
Uses sensory input to maintain appropriate proprioceptive feedback						
Self checks personal progress during assembly task						

Student Work Habits - Check the appropriate description


During the task the student:

- Was eager and worked hard to complete the task
- Was willing to attempt the task but needed verbal cues
- Was willing to attempt the task but needed physical guidance
- Was uncooperative or unwilling to attempt the task

Anecdotal Notes:

Student Name: _____

Task Performance Date(s): _____

ASM-309 Plastic Pipe/Bolt Assembly 	Skilled Displayed Independently	Skill Displayed Consistently with Verbal or Visual Prompts	Skill Displayed Consistently with physical guidance	Skill Displayed Inconsistently with Verbal or Visual Prompts	Skill Displayed Inconsistently with physical guidance	Skill Not Displayed despite prompts and guidance
Distinguishes the six task components from each other						
Uses assembly Jig to follow directions in a sequential order						
Uses dexterity of fingers to insert pipes and washers onto bolts						
Uses wrist movement to thread a nut onto a bolt and tighten it						
Grips and releases components intentionally						
Uses appropriate palm strength when placing components onto bolt						
Uses both hands simultaneously to assemble the task						
Transfers items to new locations						
Uses sensory input to maintain appropriate proprioceptive feedback						
Self checks personal progress during assembly task						

Student Work Habits - Check the appropriate description
 During the task the student:


- Was eager and worked hard to complete the task
- Was willing to attempt the task but needed verbal cues
- Was willing to attempt the task but needed physical guidance
- Was uncooperative or unwilling to attempt the task

Anecdotal Notes:

Student Name: _____

Secondary Rubric

Task Performance Date(s): _____

ASM-309 Plastic Pipe/Bolt Assembly 	Skilled Displayed Independently	Skill Displayed Consistently with Verbal or Visual Prompts	Skill Displayed Consistently with physical guidance	Skill Displayed Inconsistently with Verbal or Visual Prompts	Skill Displayed Inconsistently with physical guidance	Skill Not Displayed despite prompts and guidance
Distinguishes the six task components from each other						
Uses wrist movement to remove a nut from a bolt						
Twists the nut the correct direction to loosen it						
Uses dexterity of fingers to remove pipes and washers from bolts						
Uses appropriate palm strength when removing components from bolt						
Recognizes common attributes to sort items						
Grips and releases components intentionally						
Uses both hands simultaneously to disassemble the task						
Transfers items to new locations						
Uses sensory input to maintain appropriate proprioceptive feedback						
Self checks personal progress during task						

Student Work Habits - Check the appropriate description


During the task the student:

- Was eager and worked hard to complete the task
- Was willing to attempt the task but needed verbal cues
- Was willing to attempt the task but needed physical guidance
- Was uncooperative or unwilling to attempt the task

Anecdotal Notes:

Student Name: _____

Task Performance Date(s): _____

<p>ASM-310 Electronic Sounds</p> 	<p>Skilled Displayed Independently</p>	<p>Skill Displayed Consistently with Verbal or Visual Prompts</p>	<p>Skill Displayed Consistently with physical guidance</p>	<p>Skill Displayed Inconsistently with Verbal or Visual Prompts</p>	<p>Skill Displayed Inconsistently with physical guidance</p>	<p>Skill Not Displayed despite prompts and guidance</p>
Distinguishes electronic parts as different components						
Uses assembly Jig to follow directions in a sequential order						
Uses hand and palm strength to snap circuit pieces onto circuit board						
Places circuit pieces in their correct position						
Grips and releases components intentionally						
Uses both hands simultaneously to assemble the task						
Transfers items to new locations						
Uses sensory input to maintain appropriate proprioceptive feedback						
Self checks personal progress during assembly task						

Student Work Habits - Check the appropriate description


During the task the student:

- Was eager and worked hard to complete the task
- Was willing to attempt the task but needed verbal cues
- Was willing to attempt the task but needed physical guidance
- Was uncooperative or unwilling to attempt the task

Anecdotal Notes:

Student Name: _____

Task Performance Date(s): _____

ASM-412 Simple Electronic Breadboard 	Skilled Displayed Independently	Skill Displayed Consistently with Verbal or Visual Prompts	Skill Displayed Consistently with physical guidance	Skill Displayed Inconsistently with Verbal or Visual Prompts	Skill Displayed Inconsistently with physical guidance	Skill Not Displayed despite prompts and guidance
Distinguishes electronic parts as different components						
Uses assembly jig to follow directions in a sequential order						
Uses hand and palm strength to snap circuit pieces onto circuit board						
Places circuit pieces in their correct position and correct polarity						
Grips and releases components intentionally						
Uses both hands simultaneously to assemble the task						
Transfers items to new locations						
Uses sensory input to maintain appropriate proprioceptive feedback						
Self checks personal progress during assembly task						

Student Work Habits - Check the appropriate description

During the task the student:

- Was eager and worked hard to complete the task
- Was willing to attempt the task but needed verbal cues
- Was willing to attempt the task but needed physical guidance
- Was uncooperative or unwilling to attempt the task

Anecdotal Notes:
